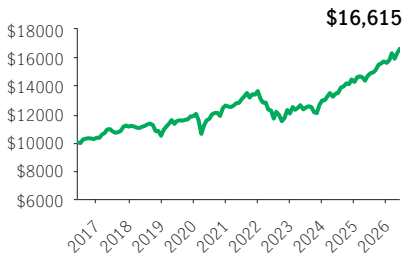


**Manulife Balanced Income Portfolio GIF**

GIF

Series 2 - 75% · Performance as at May 31, 2026 · Holdings as at April 30, 2026

**GROWTH OF \$10,000 ±**



**INVESTMENT OBJECTIVE**

The fund seeks to provide income generation and long-term growth consistent with preservation of capital. The Portfolio is a strategic asset allocation portfolio. It invests its assets in other mutual funds, focusing on fixed income and dividend paying Canadian equity funds.

**CALENDAR RETURNS \*\* %**

2017	2018	2019	2020	2021	2022	2023	2024	2025
7.49	-5.77	13.13	6.44	8.06	-11.63	7.60	10.14	9.43

**COMPOUND RETURNS \*\* %**

1 mth	3 mths	6 mths	YTD	1 yr	3 yrs	5 yrs	10 yrs	Incept.
1.84	1.95	5.69	6.39	13.04	10.45	5.38	5.21	4.62

**OVERVIEW**

**Inception Date:** December 5, 2005

**Asset Class:** Global Neutral Balanced

**Net Assets:** \$284.3 million

**Risk:** Low to Medium



**Fund Status:** SWO \*

**Management Fee:** 1.96%

**Management Expense Ratio<sup>1</sup>:** 2.80%

**AWARDS**

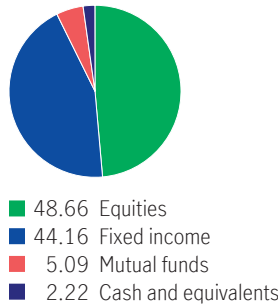


**Fund Manager:** Manulife

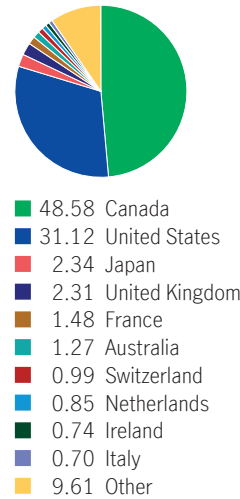
**Portfolio Management Team:** Manulife

Multi-Asset Solutions Team

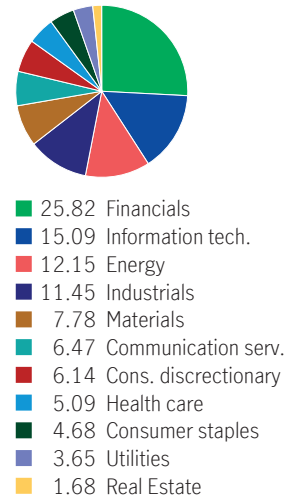
**ASSET ALLOCATION %**



**GEOGRAPHIC ALLOCATION %**



**SECTOR ALLOCATION %**



**FIXED INCOME ALLOCATION %**

Floating rate bank loans	16.05
Canadian Corporate Bonds	14.76
U.S. Corporate Bonds	12.20
Canadian provincial bonds	9.25
Canadian investment grade bonds	7.23
International Corporate Bonds	6.23
U.S. high yield bonds	5.76
Canadian government bonds	4.79
International government bonds	4.69
U.S. investment grade bonds	2.73

**UNDERLYING FUND HOLDINGS %**

Manulife Canadian Bond Fund	14.93
Manulife Corporate Bond Fund	12.94
Manulife Strategic Income Fund	10.42
Manulife Fundamental Dividend Fund	10.15
Manulife U.S. Dividend Income Fund	8.30
Manulife Dividend Income Fund	8.03
Manulife Smart Dividend ETF	5.31
MIM SYST. INFRA EQTY PF	5.09
Manulife World Investment Class	3.96
Vanguard International High Dividend Yield Fund	3.94

**FUND CODES**

Sales option	Fund code	Fund Status
FE	MIF668	SWO
BE	MIF768	SWO

Source for all data: Transmission Media, as at May 31, 2026. ±For illustration purposes only. \* Open to switches-in only <sup>1</sup> Estimated MER for the current year. \*\* Additional fees apply to the IncomePlus and EstatePlus guarantee options and are paid annually out of the Contract. These fees are not reflected in the performance.

Any amount that is allocated to a segregated fund is invested at the risk of the contractholder and may increase or decrease in value. Returns shown are after the MER has been deducted. Performance histories are not indicative of future performance. The Growth of \$10,000 chart shown is used only to illustrate the effects of the compound growth rate and is not intended to reflect future values of the segregated fund. For information on guarantees, fees and expenses that may apply to segregated funds, please read the Information Folder, Contract and Fund Facts of the segregated funds. The FundGrade A+® rating is used with permission from Funddata Canada Inc., all rights reserved. Funddata is a leading provider of market and investment funds data to the Canadian financial services industry and business media. The Fund-Grade A+® rating identifies funds that have consistently demonstrated the best risk-adjusted returns throughout an entire calendar year. For more information on the rating system, please visit <https://www.funddata.com/fundgrade>. The Manufacturers Life Insurance Company (Manulife) is the issuer of Manulife segregated fund contracts and the guarantor of any guarantee provisions therein. Manulife Investment Management is a trade name of Manulife. Manulife, Stylized M Design, and Manulife Investment Management & Design are trademarks of The Manufacturers Life Insurance Company and are used by it, and its affiliates under license.