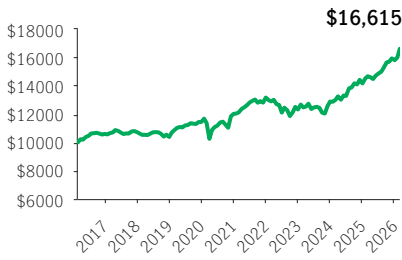


**Manulife Fidelity Monthly Income Seg Fund**

MLIA

Class B - 75% · Performance as at February 28, 2026 · Holdings as at January 31, 2026

**GROWTH OF \$10,000 ±**



**INVESTMENT OBJECTIVE**

The Fund aims to achieve a combination of a steady flow of income and the potential for capital gains. It invests primarily in a mix of Canadian equity securities, Canadian fixed income securities, U.S. commercial mortgage-backed securities, and U.S. higher yielding, lower quality fixed income securities, preferred stocks and convertible securities. The Fund can invest in these securities either directly or indirectly through investments in underlying funds.

**CALENDAR RETURNS \*\* %**

2017	2018	2019	2020	2021	2022	2023	2024	2025
1.28	-3.24	10.21	5.01	9.56	-6.40	4.53	9.93	11.57

**COMPOUND RETURNS \*\* %**

1 mth	3 mths	6 mths	YTD	1 yr	3 yrs	5 yrs	10 yrs	Incept.
3.89	4.26	8.75	5.12	13.23	10.02	6.51	5.21	5.07

**OVERVIEW**

**Inception Date:** October 25, 2007

**Asset Class:** Canadian Neutral Balanced

**Net Assets:** \$602.9 million

**Risk:** Low to Medium

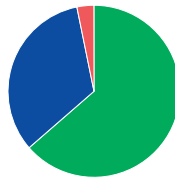


**Fund Status:** SWO \*

**Management Fee:** 2.35%

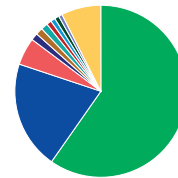
**Management Expense Ratio<sup>1</sup>:** 3.17%

**ASSET ALLOCATION %**



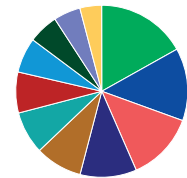
- 63.66 Equities
- 33.22 Fixed income
- 3.19 Cash and equivalents

**GEOGRAPHIC ALLOCATION %**



- 59.72 Canada
- 20.40 United States
- 5.15 United Kingdom
- 1.35 France
- 1.32 Japan
- 1.30 Taiwan
- 0.92 South Korea
- 0.86 Germany
- 0.85 China
- 0.68 India
- 7.45 Other

**SECTOR ALLOCATION %**



- 16.88 Financials
- 13.66 Consumer staples
- 12.91 Information tech.
- 10.62 Industrials
- 8.84 Materials
- 8.03 Communication serv.
- 7.68 Real Estate
- 6.59 Energy
- 5.64 Health care
- 5.05 Utilities
- 4.10 Cons. discretionary

**UNDERLYING FUND INFORMATION**

**Name:** Fidelity Monthly Income Fund

**Underlying Fund Manager:**

Fidelity Investments Canada ULC

**FUND CODES**

Sales option	Fund code	Fund Status
NL	MLC5496	SWO

**FIXED INCOME ALLOCATION %**

Canadian government bonds	25.00
Canadian provincial bonds	15.59
International government bonds	10.46
Canadian Corporate Bonds	9.26
Canadian investment grade bonds	8.81
U.S. government bonds	8.00
U.S. Mortgage-backed Securities	5.43
U.S. Corporate Bonds	4.05
U.S. high yield bonds	2.41
International investment grade bonds	1.80

**TOP 10 HOLDINGS %**

iShares Comex Gold Trust ETF	3.60
ISHARES CORE MSCI EAFE	2.02
Royal Bank of Canada	1.70
Alimentation Couche-Tard Inc.	1.27
United States Treasury Note, 4.38%, 5/15/2034	1.20
Constellation Software Inc.	1.16
BCE Inc. Com New	1.13
British American Tobacco PLC Shs	1.10
Canadian National Railway Company	1.10
Toronto-Dominion Bank Com New	1.05

Source for all data: Transmission Media, as at February 28, 2026. ±For illustration purposes only. \* Open to switches-in only <sup>1</sup> Estimated MER for the current year. \*\* Additional fees apply to the IncomePlus and EstatePlus guarantee options and are paid annually out of the Contract. These fees are not reflected in the performance.

Any amount that is allocated to a segregated fund is invested at the risk of the contractholder and may increase or decrease in value. Returns shown are after the MER has been deducted. Performance histories are not indicative of future performance. The Growth of \$10,000 chart shown is used only to illustrate the effects of the compound growth rate and is not intended to reflect future values of the segregated fund. For information on guarantees, fees and expenses that may apply to segregated funds, please read the Information Folder, Contract and Fund Facts of the segregated funds. The Manufacturers Life Insurance Company (Manulife) is the issuer of Manulife segregated fund contracts and the guarantor of any guarantee provisions therein. Manulife Investment Management is a trade name of Manulife. Manulife, Stylized M Design, and Manulife Investment Management & Design are trademarks of The Manufacturers Life Insurance Company and are used by it, and its affiliates under license.