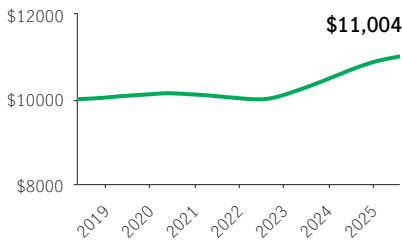


Manulife Money Market Seg Fund (DCA)

MLIP

Class A (DCA) · Performance as at July 31, 2025 · Holdings as at June 30, 2025

GROWTH OF \$10,000 *



OVERVIEW

Inception Date: May 14, 2018

Asset Class: Canadian Money Market

Net Assets: \$68.4 million

Risk: Low



Fund Status: SWO *

Management Fee: 0.93%

Management Expense Ratio¹: 1.23%

UNDERLYING FUND INFORMATION

Name: Manulife Money Market Fund

Underlying Fund Manager:

Manulife Investment Management Limited

Portfolio Managers: Faisal Rahman, Roshan Thiru

FUND CODES

Sales option	Fund code	Fund Status
BE	MLP4814	SWO

INVESTMENT OBJECTIVE

The Fund seeks to provide interest income by investing in high quality, short-term fixed income securities issued by Canadian federal or provincial governments, Canadian chartered banks, and loan, trust and other companies operating in Canada. The fund may also invest in interest rate bearing instruments such as demand deposit accounts.

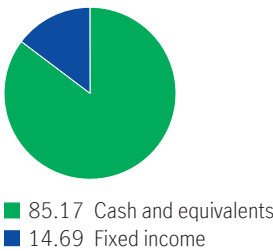
CALENDAR RETURNS ** %

2016	2017	2018	2019	2020	2021	2022	2023	2024
—	—	—	0.78	-0.09	-0.86	0.83	3.77	3.74


COMPOUND RETURNS ** %

1 mth	3 mths	6 mths	YTD	1 yr	3 yrs	5 yrs	10 yrs	Incept.
0.14	0.45	0.96	1.18	2.57	3.23	1.67	—	1.34

ASSET ALLOCATION %



GEOGRAPHIC ALLOCATION %



CASH ALLOCATION %

Canadian Commercial paper	37.40
Canadian Short-term notes	24.53
Canadian Liquid bonds	22.48
Canadian Treasury bills	15.37
General cash	0.34

TOP 10 HOLDINGS %

Daimler Truck Finance Canada Inc., 7/7/2025	6.80
Province of British Columbia, 10/20/2025	6.65
North West Redwater Partnership, 7/10/2025	6.14
Gov. of Canada, 10/8/2025	4.67
Bank of Montreal (FRN), 3.06%, 7/30/2025	3.64
Toyota Credit Canada Inc., 10/27/2025	3.49
National Bank of Canada (FRN), 3%, 10/20/2025	3.35
Toyota Credit Canada Inc., 11/18/2025	3.15
Bank of Montreal (FRN), 3.03%, 1/22/2026	3.12
Toronto-Dominion Bank, 12/10/2025	3.05

Source for all data: Transmission Media, as at July 31, 2025. ±For illustration purposes only. * Open to switches-in only ¹ Estimated MER for the current year. ** Additional fees apply to the IncomePlus and EstatePlus guarantee options and are paid annually out of the Contract. These fees are not reflected in the performance.

Any amount that is allocated to a segregated fund is invested at the risk of the contractholder and may increase or decrease in value. Returns shown are after the MER has been deducted. Performance histories are not indicative of future performance. The Growth of \$10,000 chart shown is used only to illustrate the effects of the compound growth rate and is not intended to reflect future values of the segregated fund. For information on guarantees, fees and expenses that may apply to segregated funds, please read the Information Folder, Contract and Fund Facts of the segregated funds. The Manufacturers Life Insurance Company (Manulife) is the issuer of Manulife segregated fund contracts and the guarantor of any guarantee provisions therein. Manulife Investment Management is a trade name of Manulife. Manulife, Stylized M Design, and Manulife Investment Management & Design are trademarks of The Manufacturers Life Insurance Company and are used by it, and its affiliates under license.