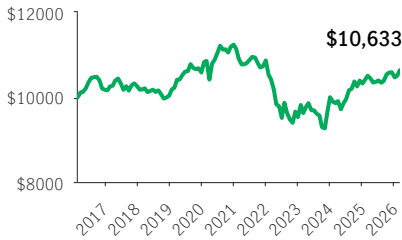


Manulife PensionBuilder Fund

MANULIFE PENSIONBUILDER

PensionBuilder (between April 30, 2012 and October 25, 2013) · Performance as at February 28, 2026 · Holdings as at January 31, 2026

GROWTH OF \$10,000 ±



INVESTMENT OBJECTIVE

The objective of this fund is to provide stable growth by investing primarily in a bundle of underlying fixed income funds.

CALENDAR RETURNS ** %

2017	2018	2019	2020	2021	2022	2023	2024	2025
0.88	-2.23	5.42	6.19	-3.31	-12.28	4.93	3.22	1.40

COMPOUND RETURNS ** %

1 mth	3 mths	6 mths	YTD	1 yr	3 yrs	5 yrs	10 yrs	Incept.
1.19	0.45	2.43	1.61	1.23	3.38	-0.51	0.62	0.98

OVERVIEW

Inception Date: April 30, 2012

Asset Class: Canadian Fixed Income

Net Assets: \$259.6 million

Risk: Low



Fund Status: SWO *

Management Fee: 1.38%

Management Expense Ratio¹: 2.74%

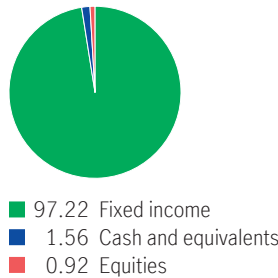
Insurance Fee: 0.68%

Fund Manager: Manulife

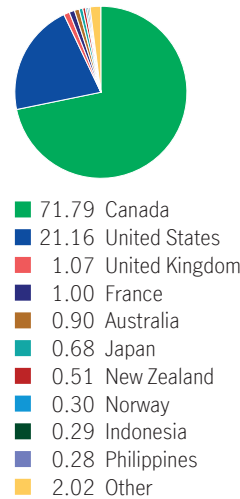
FUND CODES

Sales option	Fund code	Fund Status
FE	MPP8325	SWO
BE	MPP8425	SWO
LL	MPP8525	SWO

ASSET ALLOCATION %



GEOGRAPHIC ALLOCATION %



FIXED INCOME ALLOCATION %

Canadian Corporate Bonds	19.22
Canadian provincial bonds	18.30
Floating rate bank loans	16.97
Canadian investment grade bonds	8.70
U.S. government bonds	7.30
Canadian government bonds	4.96
U.S. Corporate Bonds	4.86
International government bonds	3.00
U.S. high yield bonds	2.19
U.S. investment grade bonds	1.77

UNDERLYING FUND HOLDINGS %

Manulife Bond Fund	69.85
Manulife Corporate Bond Fund	14.94
Manulife Strategic Income Fund	14.92

TOP 10 SECURITIES OF LARGEST FUND HOLDING %

United States Treasury Note, 3.63%, 9/30/2030	3.50
UNITED STATES TREASURY N 3.875% 31DEC32	2.36
UNITED STATES TREASURY N 3.625% 31OCT30	2.28
Province of Ontario, 3.75%, 6/2/2032	1.66
Province of Ontario, 4.15%, 6/2/2034	1.42
Gov. of Canada, 2.75%, 6/1/2033	1.35
Province of Ontario, 4.45%, 12/2/2056	1.31
Gov. of Canada, 2.75%, 9/1/2030	0.98
Province of Quebec, 4%, 9/1/2035	0.95
Canada Housing Trust No.1, 3.55%, 9/15/2032	0.87

Source for all data: Transmission Media, as at February 28, 2026. ±For illustration purposes only. * Open to switches-in only ¹ Estimated MER for the current year. ** Additional fees apply to the IncomePlus and EstatePlus guarantee options and are paid annually out of the Contract. These fees are not reflected in the performance.

Any amount that is allocated to a segregated fund is invested at the risk of the contractholder and may increase or decrease in value. Returns shown are after the MER has been deducted. Performance histories are not indicative of future performance. The Growth of \$10,000 chart shown is used only to illustrate the effects of the compound growth rate and is not intended to reflect future values of the segregated fund. For information on guarantees, fees and expenses that may apply to segregated funds, please read the Information Folder, Contract and Fund Facts of the segregated funds. The Manufacturers Life Insurance Company (Manulife) is the issuer of Manulife segregated fund contracts and the guarantor of any guarantee provisions therein. Manulife Investment Management is a trade name of Manulife. Manulife, Stylized M Design, and Manulife Investment Management & Design are trademarks of The Manufacturers Life Insurance Company and are used by it, and its affiliates under license.