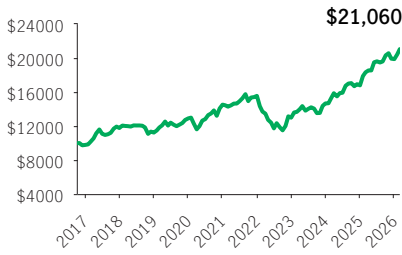


Manulife International Equity Private Segregated Pool

MPIP SEGREGATED POOLS

MPIP 75/75 F-Class, PSF · Performance as at February 28, 2026 · Holdings as at January 31, 2026

GROWTH OF \$10,000 *



INVESTMENT OBJECTIVE

The Pool seeks to provide long-term growth and capital gains to provide diversification of risk by investing primarily in equities of companies located outside of Canada and the United States.

CALENDAR RETURNS ** %

2017	2018	2019	2020	2021	2022	2023	2024	2025
20.34	-4.57	14.85	12.56	7.08	-16.48	12.93	14.48	18.36

COMPOUND RETURNS ** %

1 mth	3 mths	6 mths	YTD	1 yr	3 yrs	5 yrs	10 yrs	Incept.
3.11	5.63	7.40	5.92	14.88	15.49	8.06	—	8.27

OVERVIEW

Inception Date: October 14, 2016

Asset Class: International Equity

Net Assets: \$110.4 million

Risk: Medium



Fund Status: Open *

Management Fee: 1.20%

Management Expense Ratio¹: 1.38%

UNDERLYING FUND INFORMATION

Name: Manulife International Equity Private

Trust

Underlying Fund Manager:

Manulife Investment Management Limited

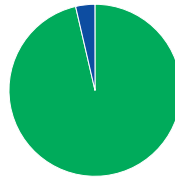
Portfolio Sub-Advisor: Mawer Investment Management Ltd.

Portfolio Management Team: Mawer Investment Management Ltd.

FUND CODES

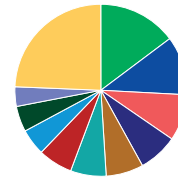
Sales option	Fund code	Fund Status
F-Class	MPS1702	Open
PSF	MPS4939	Open

ASSET ALLOCATION %



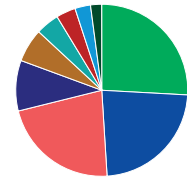
- 96.53 Equities
- 3.62 Cash and equivalents

GEOGRAPHIC ALLOCATION %



- 14.77 Japan
- 11.07 United Kingdom
- 8.74 Great Britain
- 7.40 Taiwan
- 7.03 Italy
- 6.71 China
- 6.48 Netherlands
- 4.96 South Korea
- 4.82 Ireland
- 3.68 Finland
- 24.34 Other

SECTOR ALLOCATION %



- 25.88 Financials
- 23.14 Industrials
- 22.10 Information tech.
- 9.51 Communication serv.
- 6.29 Health care
- 4.41 Materials
- 3.66 Energy
- 2.92 Cons. discretionary
- 2.10 Consumer staples

TOP 10 HOLDINGS %

Taiwan Semiconductor Manufacturing Co. Ltd. Twse Listed Stocks	5.98
Tencent Holdings Ltd. Shs Par New Hkd 0.00002	4.89
SK hynix Inc. Shs	3.89
FinecoBank S.p.A. Shs	2.93
Shell PLC Sponsored ADR Sponsored ADR Repstg Ord Sh	2.54
Roche Holding AG Genussch	2.46
Aon PLC Shs CIA	2.45
Hitachi Ltd. Com Stk, 1/4/2041	2.43
AerCap Holdings N.V. Shs	2.38
Leonardo SpA Leonardo Spa Azioni Ordinarie Senza Valore Nominale Ordinary	2.26

Source for all data: Transmission Media, as at February 28, 2026. ±For illustration purposes only. * Open ¹ Estimated MER for the current year. ** Additional fees apply to the IncomePlus and EstatePlus guarantee options and are paid annually out of the Contract. These fees are not reflected in the performance.

Any amount that is allocated to a segregated fund is invested at the risk of the contractholder and may increase or decrease in value. Returns shown are after the MER has been deducted. Performance histories are not indicative of future performance. The Growth of \$10,000 chart shown is used only to illustrate the effects of the compound growth rate and is not intended to reflect future values of the segregated fund. For information on guarantees, fees and expenses that may apply to segregated funds, please read the Information Folder, Contract and Fund Facts of the segregated funds. The Manufacturers Life Insurance Company (Manulife) is the issuer of Manulife segregated fund contracts and the guarantor of any guarantee provisions therein. Manulife Investment Management is a trade name of Manulife. Manulife, Stylized M Design, and Manulife Investment Management & Design are trademarks of The Manufacturers Life Insurance Company and are used by it, and its affiliates under license.