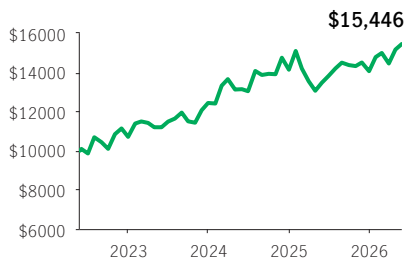


**Manulife U.S. Mid-Cap Equity Private Segregated Pool**

**MPIP SEGREGATED POOLS**

MPIP 75/75 Front-end, No-load with CB · Performance as at May 31, 2026 · Holdings as at April 30, 2026

**GROWTH OF \$10,000 ±**



**INVESTMENT OBJECTIVE**

The Fund aims to provide above-average long-term, risk-adjusted returns by investing primarily in equities and equity-related securities of U.S. mid-capitalization entities. Treasury bills or short-term investments, not exceeding three years to maturity, may also be used from time to time.

**CALENDAR RETURNS \*\* %**

2017	2018	2019	2020	2021	2022	2023	2024	2025
—	—	—	—	—	—	16.15	13.64	-0.53

**COMPOUND RETURNS \*\* %**

1 mth	3 mths	6 mths	YTD	1 yr	3 yrs	5 yrs	10 yrs	Incept.
1.87	3.06	6.51	9.87	14.67	11.32	—	—	11.42

**OVERVIEW**

**Inception Date:** May 24, 2022

**Asset Class:** U.S. Equity

**Net Assets:** \$133.4 million

**Risk:** Medium

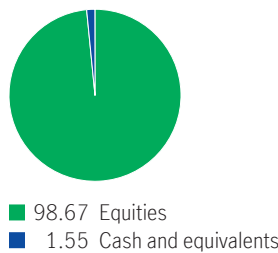


**Fund Status:** Open \*

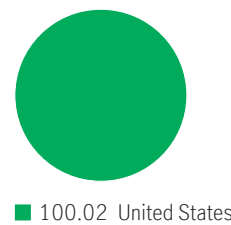
**Management Fee:** 2.20%

**Management Expense Ratio<sup>1</sup>:** 2.47%

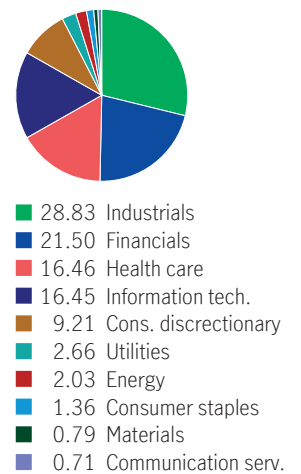
**ASSET ALLOCATION %**



**GEOGRAPHIC ALLOCATION %**



**SECTOR ALLOCATION %**



**UNDERLYING FUND INFORMATION**

**Name:** Manulife U.S. Mid-Cap Equity Fund

**Underlying Fund Manager:**

Manulife Investment Management Limited

**Portfolio Sub-Advisor:** Mawer Investment Management Ltd.

**Portfolio Management Team:** Mawer Investment Management Ltd.

**FUND CODES**

Sales option	Fund code	Fund Status
FE	MPS4523	Open
NLCB4	MPS4524	SWO
NLCB2	MPS4506	Open

**TOP 10 HOLDINGS %**

Sandisk Corporation	4.79
ITT Inc.	3.50
CACI International Inc. Cl A	3.48
SharkNinja, Inc. Shs	3.47
Amphenol Corp. Cl A	3.36
Tradeweb Markets Inc. Cl A	3.23
Waters Corporation	3.18
Interactive Brokers Group, Inc. Cl A -	3.01
Corpay, Inc.	2.78
ResMed Inc.	2.72

Source for all data: Transmission Media, as at May 31, 2026. ±For illustration purposes only. \* Open <sup>1</sup> Estimated MER for the current year. \*\* Additional fees apply to the IncomePlus and EstatePlus guarantee options and are paid annually out of the Contract. These fees are not reflected in the performance.

Any amount that is allocated to a segregated fund is invested at the risk of the contractholder and may increase or decrease in value. Returns shown are after the MER has been deducted. Performance histories are not indicative of future performance. The Growth of \$10,000 chart shown is used only to illustrate the effects of the compound growth rate and is not intended to reflect future values of the segregated fund. For information on guarantees, fees and expenses that may apply to segregated funds, please read the Information Folder, Contract and Fund Facts of the segregated funds. The Manufacturers Life Insurance Company (Manulife) is the issuer of Manulife segregated fund contracts and the guarantor of any guarantee provisions therein. Manulife Investment Management is a trade name of Manulife. Manulife, Stylized M Design, and Manulife Investment Management & Design are trademarks of The Manufacturers Life Insurance Company and are used by it, and its affiliates under license.