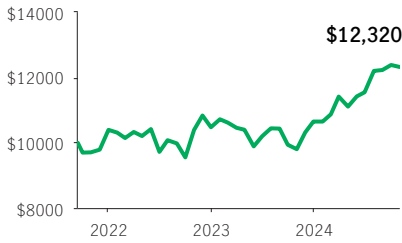


**Manulife Smart U.S. Dividend ETF Private Segregated Pool**

**MPIP SEGREGATED POOLS**

MPIP 75/75 Front-end, No-load with CB · Performance as at October 31, 2024 · Holdings as at September 30, 2024

**GROWTH OF \$10,000 \***



**INVESTMENT OBJECTIVE**

The Fund (unhedged for currency) seeks to provide a steady flow of income and long-term capital appreciation by investing primarily in a diversified portfolio of U.S. dividend paying securities.

**CALENDAR RETURNS \*\* %**

2015	2016	2017	2018	2019	2020	2021	2022	2023
—	—	—	—	—	—	—	0.77	1.66

**COMPOUND RETURNS \*\* %**

1 mth	3 mths	6 mths	YTD	1 yr	3 yrs	5 yrs	10 yrs	Incept.
-0.50	0.97	10.91	15.67	25.65	8.27	—	—	6.89

**OVERVIEW**

**Inception Date:** September 13, 2021

**Asset Class:** U.S. Equity

**Net Assets:** \$36.2 million

**Risk:** Medium



**Fund Status:** Open \*

**Management Fee:** 1.92%

**Management Expense Ratio<sup>1</sup>:** 2.16%

**UNDERLYING FUND INFORMATION**

**Name:** Manulife Smart U.S. Dividend ETF

**Underlying Fund Manager:**

Manulife Investment Management Limited

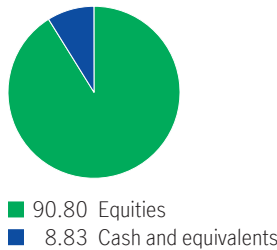
**Portfolio Managers:** Geoff Kelley,

Ashikhusein Shahpurwala, Boncana Maiga

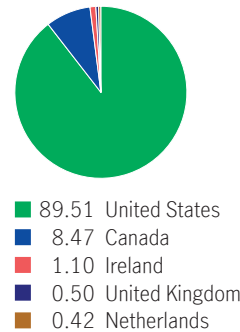
**FUND CODES**

Sales option	Fund code	Fund Status
FE	MPS4651	Open
NLCB4	MPS4652	SWO
NLCB2	MPS4510	Open

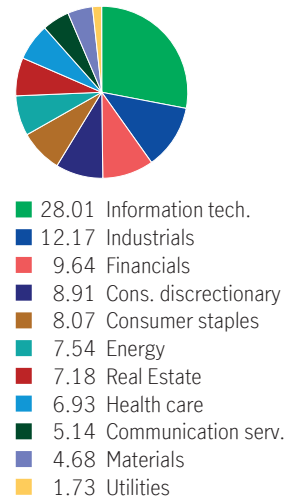
**ASSET ALLOCATION %**



**GEOGRAPHIC ALLOCATION %**



**SECTOR ALLOCATION %**



**TOP 10 HOLDINGS %**

Broadcom Inc.	3.71
KeyCorp	3.63
NetApp Inc.	3.25
Crown Castle Inc.	3.22
HP Inc.	3.19
VICI Properties Inc.	2.93
Conagra Brands Inc.	2.89
Cisco Systems Inc.	2.69
Ford Motor Co. Com Par \$0.01	2.53
Skyworks Solutions Inc.	2.53

Source for all data: Transmission Media, as at October 31, 2024. ±For illustration purposes only. \* Open <sup>1</sup> Estimated MER for the current year. \*\* Additional fees apply to the IncomePlus and EstatePlus guarantee options and are paid annually out of the Contract. These fees are not reflected in the performance.

Any amount that is allocated to a segregated fund is invested at the risk of the contractholder and may increase or decrease in value. Returns shown are after the MER has been deducted. Performance histories are not indicative of future performance. The Growth of \$10,000 chart shown is used only to illustrate the effects of the compound growth rate and is not intended to reflect future values of the segregated fund. For information on guarantees, fees and expenses that may apply to segregated funds, please read the Information Folder, Contract and Fund Facts of the segregated funds. The Manufacturers Life Insurance Company (Manulife) is the issuer of Manulife segregated fund contracts and the guarantor of any guarantee provisions therein. Manulife Investment Management is a trade name of Manulife. Manulife, Stylized M Design, and Manulife Investment Management & Design are trademarks of The Manufacturers Life Insurance Company and are used by it, and its affiliates under license.