

Manulife Balanced Private Segregated Portfolio

MPIP SEGREGATED POOLS

MPIP 75/75 Front-end, No-load with CB · Performance as at October 31, 2024 · Holdings as at September 30, 2024

GROWTH OF \$10,000 ±



INVESTMENT OBJECTIVE

This Global Balanced Portfolio aims to provide a combination of long-term capital appreciation with a secondary focus on income generation. The Portfolio seeks to accomplish its objective by primarily investing in securities of Underlying Funds and/or ETFs. These Underlying Funds and/or ETFs generally invest in domestic and global equity securities and/or domestic and global fixed income securities.

CALENDAR RETURNS ** %

2015	2016	2017	2018	2019	2020	2021	2022	2023
—	—	—	—	14.69	9.15	8.59	-11.70	10.20

COMPOUND RETURNS ** %

1 mth	3 mths	6 mths	YTD	1 yr	3 yrs	5 yrs	10 yrs	Incept.
-0.31	1.30	7.06	10.41	19.06	2.94	5.41	—	6.10

OVERVIEW

Inception Date: November 29, 2018

Asset Class: Global Neutral Balanced

Net Assets: \$719.2 million

Risk: Low to Medium



Fund Status: Open *

Management Fee: 2.02%

Management Expense Ratio¹: 2.30%

UNDERLYING FUND INFORMATION

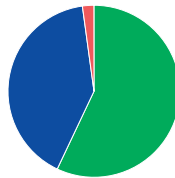
Name: Manulife Balanced Portfolio

Underlying Fund Manager:

Manulife Investment Management Limited

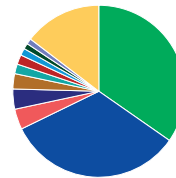
Portfolio Managers: Nathan Thoof, James Robertson

ASSET ALLOCATION %



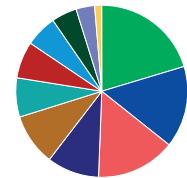
- 57.15 Equities
- 40.87 Fixed income
- 2.16 Cash and equivalents

GEOGRAPHIC ALLOCATION %



- 34.70 United States
- 33.11 Canada
- 3.84 Japan
- 3.79 United Kingdom
- 2.86 India
- 1.81 Netherlands
- 1.81 France
- 1.35 China
- 1.07 Taiwan
- 1.04 Germany
- 14.62 Other

SECTOR ALLOCATION %



- 20.35 Financials
- 15.37 Industrials
- 14.90 Information tech.
- 9.81 Energy
- 9.75 Cons. discretionary
- 7.34 Communication serv.
- 6.92 Health care
- 5.97 Materials
- 4.77 Consumer staples
- 3.49 Utilities
- 1.33 Real Estate

FUND CODES

Sales option	Fund code	Fund Status
FE	MPS4741	Open
NLCB4	MPS4749	SWO
NLCB2	MPS4516	Open

FIXED INCOME ALLOCATION %

U.S. high yield bonds	10.56
Canadian investment grade bonds	10.10
Canadian provincial bonds	8.15
Floating rate bank loans	7.53
Canadian Corporate Bonds	7.49
Canadian government bonds	7.13
International Corporate Bonds	6.67
International government bonds	6.34
U.S. investment grade bonds	6.22
International investment grade bonds	5.13

UNDERLYING FUND HOLDINGS %

Manulife Bond Fund	12.44
Manulife Strategic Income Fund	11.62
Manulife U.S. All Cap Equity Fund	5.91
Manulife World Investment Fund	5.58
Manulife Multifactor Canadian Large Cap	5.41
Manulife Fundamental Equity Fund	5.38
MIM Emerging Markets Corporate Debt Pooled Fund	5.31
Manulife Global Dividend Fund	5.23
Manulife Dividend Income Fund	4.96
Manulife Multifactor US Large Cap Index	3.51

Source for all data: Transmission Media, as at October 31, 2024. ±For illustration purposes only. * Open 1 Estimated MER for the current year. ** Additional fees apply to the IncomePlus and EstatePlus guarantee options and are paid annually out of the Contract. These fees are not reflected in the performance.

Any amount that is allocated to a segregated fund is invested at the risk of the contractholder and may increase or decrease in value. Returns shown are after the MER has been deducted. Performance histories are not indicative of future performance. The Growth of \$10,000 chart shown is used only to illustrate the effects of the compound growth rate and is not intended to reflect future values of the segregated fund. For information on guarantees, fees and expenses that may apply to segregated funds, please read the Information Folder, Contract and Fund Facts of the segregated funds. The Manufacturers Life Insurance Company (Manulife) is the issuer of Manulife segregated fund contracts and the guarantor of any guarantee provisions therein. Manulife Investment Management is a trade name of Manulife. Manulife, Stylized M Design, and Manulife Investment Management & Design are trademarks of The Manufacturers Life Insurance Company and are used by it, and its affiliates under license.