

**Manulife Conservative Private Segregated Portfolio**

**MPIP SEGREGATED POOLS**

MPIP 75/75 Front-end, No-load with CB · Performance as at October 31, 2024 · Holdings as at September 30, 2024

**GROWTH OF \$10,000 ±**



**OVERVIEW**

**Inception Date:** November 29, 2018

**Asset Class:**

Global Fixed Income Balanced

**Net Assets:** \$406.2 million

**Risk:** Low



**Fund Status:** Open <sup>†</sup>

**Management Fee:** 1.84%

**Management Expense Ratio<sup>1</sup>:** 2.11%

**UNDERLYING FUND INFORMATION**

**Name:** Manulife Conservative Portfolio

**Underlying Fund Manager:**

Manulife Investment Management Limited

**Portfolio Managers:** Nathan Thooft, James Robertson

**FUND CODES**

Sales option	Fund code	Fund Status
FE	MPS4701	Open
NLCB4	MPS4740	SWO
NLCB2	MPS4517	Open

**INVESTMENT OBJECTIVE**

This Fixed Income Portfolio seeks to primarily preserve capital with a secondary focus on income. The Portfolio seeks to accomplish its objective by primarily investing in securities of Underlying Funds and/or ETFs which invest in domestic and global fixed income securities and/or domestic and global equity securities.

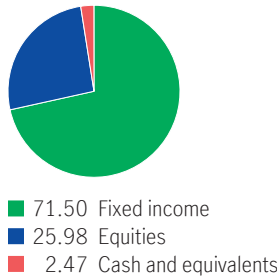
**CALENDAR RETURNS \*\* %**

2015	2016	2017	2018	2019	2020	2021	2022	2023
—	—	—	—	9.94	6.17	2.24	-9.76	7.28

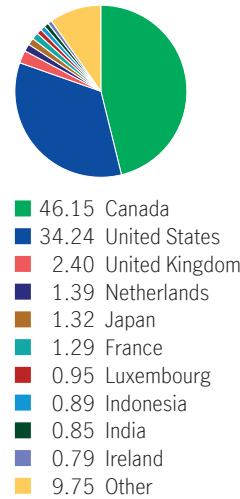
**COMPOUND RETURNS \*\* %**

1 mth	3 mths	6 mths	YTD	1 yr	3 yrs	5 yrs	10 yrs	Incept.
-0.48	1.33	6.14	6.57	14.14	1.52	2.44	—	3.44

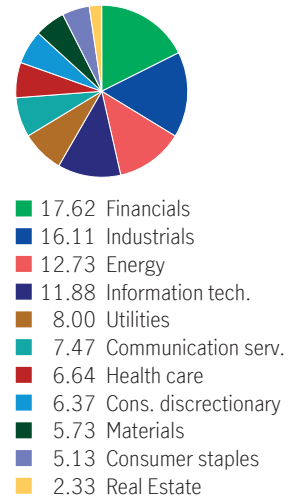
**ASSET ALLOCATION %**



**GEOGRAPHIC ALLOCATION %**



**SECTOR ALLOCATION %**



**FIXED INCOME ALLOCATION %**

Canadian investment grade bonds	13.82
U.S. high yield bonds	10.94
Canadian Corporate Bonds	9.45
Canadian provincial bonds	8.54
Floating rate bank loans	7.73
Canadian government bonds	7.54
U.S. investment grade bonds	5.56
International government bonds	4.98
International Corporate Bonds	4.41
U.S. Mortgage-backed Securities	4.14

**UNDERLYING FUND HOLDINGS %**

Manulife Bond Fund	24.59
Manulife Strategic Income Fund	16.18
Manulife Global Unconstrained Bond Fund	8.99
MIM Emerging Markets Corporate Debt Pooled Fund	5.35
Manulife Corporate Bond Fund	4.95
iShares 1-5 Year Laddered Corporate Bond Index ETF	4.50
Manulife Global Dividend Fund	4.07
Manulife Global Equity Class	4.07
Manulife Global Listed Infrastructure Fund	3.60
Manulife Fundamental Equity Fund	3.16

Source for all data: Transmission Media, as at October 31, 2024. ±For illustration purposes only. <sup>†</sup> Open <sup>1</sup> Estimated MER for the current year. <sup>\*\*</sup> Additional fees apply to the IncomePlus and EstatePlus guarantee options and are paid annually out of the Contract. These fees are not reflected in the performance.

Any amount that is allocated to a segregated fund is invested at the risk of the contractholder and may increase or decrease in value. Returns shown are after the MER has been deducted. Performance histories are not indicative of future performance. The Growth of \$10,000 chart shown is used only to illustrate the effects of the compound growth rate and is not intended to reflect future values of the segregated fund. For information on guarantees, fees and expenses that may apply to segregated funds, please read the Information Folder, Contract and Fund Facts of the segregated funds. The Manufacturers Life Insurance Company (Manulife) is the issuer of Manulife segregated fund contracts and the guarantor of any guarantee provisions therein. Manulife Investment Management is a trade name of Manulife. Manulife, Stylized M Design, and Manulife Investment Management & Design are trademarks of The Manufacturers Life Insurance Company and are used by it, and its affiliates under license.