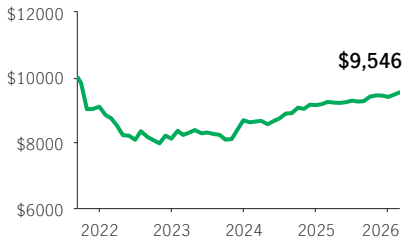


**Manulife Smart Corporate Bond ETF Private Segregated Pool**

**MPIP SEGREGATED POOLS**

MPIP 75/75 Front-end, No-load with CB · Performance as at February 28, 2026 · Holdings as at January 31, 2026

**GROWTH OF \$10,000 \***



**INVESTMENT OBJECTIVE**

The Fund seeks to earn the highest level of income consistent with the preservation of capital, by investing primarily in a diversified portfolio of fixed income securities issued by Canadian corporations.

**CALENDAR RETURNS \*\* %**

2017	2018	2019	2020	2021	2022	2023	2024	2025
—	—	—	—	—	-10.75	6.94	5.34	2.73

**COMPOUND RETURNS \*\* %**

1 mth	3 mths	6 mths	YTD	1 yr	3 yrs	5 yrs	10 yrs	Incept.
0.76	1.05	2.92	1.51	3.16	5.03	—	—	-1.04

**OVERVIEW**

**Inception Date:** September 13, 2021

**Asset Class:** Canadian Fixed Income

**Net Assets:** \$26.9 million

**Risk:** Low

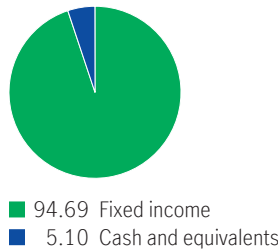


**Fund Status:** Open \*

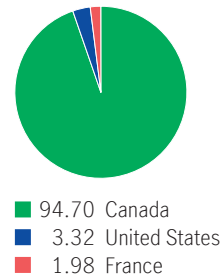
**Management Fee:** 1.40%

**Management Expense Ratio<sup>1</sup>:** 1.57%

**ASSET ALLOCATION %**



**GEOGRAPHIC ALLOCATION %**



**UNDERLYING FUND INFORMATION**

**Name:** Manulife Smart Corporate Bond ETF

**Underlying Fund Manager:**

Manulife Investment Management Limited

**Portfolio Management Team:** Manulife

Multi-Asset Solutions Team

**FIXED INCOME ALLOCATION %**

Canadian investment grade bonds	52.03
Canadian Corporate Bonds	41.33
U.S. Corporate Bonds	3.08
International Corporate Bonds	2.08
Canadian Asset-backed Securities	1.06
U.S. investment grade bonds	0.42

**TOP 10 HOLDINGS %**

Federation des caisses Desjardins du Quebec, 5.28%, 5/15/2034	2.25
Royal Bank of Canada, 0.05%, 8/8/2034	2.10
Royal Bank of Canada, 2.94%, 5/3/2032	1.71
TransCanada PipeLines Ltd., 3.8%, 4/5/2027	1.69
Brookfield Renewable Partners ULC, 5.45%, 3/12/2055	1.62
Manulife Financial Corporation (FRN), 0.04%, 12/6/2034	1.55
Citigroup Inc. (FRN), 6/3/2035	1.43
Bank of Montreal, 4.54%, 12/18/2028	1.24
General Motors Financial of Canada Ltd., 5%, 2/9/2029	1.13
Gibson Energy Inc., 2.85%, 7/14/2027	1.12

**FUND CODES**

Sales option	Fund code	Fund Status
FE	MPS4630	Open
NLCB4	MPS4631	SWO
NLCB2	MPS4531	Open

Source for all data: Transmission Media, as at February 28, 2026. ±For illustration purposes only. \* Open <sup>1</sup> Estimated MER for the current year. \*\* Additional fees apply to the IncomePlus and EstatePlus guarantee options and are paid annually out of the Contract. These fees are not reflected in the performance.

Any amount that is allocated to a segregated fund is invested at the risk of the contractholder and may increase or decrease in value. Returns shown are after the MER has been deducted. Performance histories are not indicative of future performance. The Growth of \$10,000 chart shown is used only to illustrate the effects of the compound growth rate and is not intended to reflect future values of the segregated fund. For information on guarantees, fees and expenses that may apply to segregated funds, please read the Information Folder, Contract and Fund Facts of the segregated funds. The Manufacturers Life Insurance Company (Manulife) is the issuer of Manulife segregated fund contracts and the guarantor of any guarantee provisions therein. Manulife Investment Management is a trade name of Manulife. Manulife, Stylized M Design, and Manulife Investment Management & Design are trademarks of The Manufacturers Life Insurance Company and are used by it, and its affiliates under license.