

## Manulife Global Monthly High Income Private Segregated Pool

## MPIP SEGREGATED POOLS

MPIP 75/75 Front-end, No-load with CB · Performance as at August 31, 2025 · Holdings as at June 30, 2025

### GROWTH OF \$10,000 \*



### OVERVIEW

**Inception Date:** May 25, 2021

**Asset Class:** Global Neutral Balanced

**Net Assets:** \$407.8 million

**Risk:** Low to Medium



**Fund Status:** Open \*

**Management Fee:** 2.07%

**Management Expense Ratio<sup>1</sup>:** 2.33%

### AWARDS



### UNDERLYING FUND INFORMATION

**Name:** Manulife Global Monthly High Income Fund

**Underlying Fund Manager:**

Manulife Investment Management Limited

**Portfolio Sub-Advisor:** Manulife Investment Management (US) LLC

**Portfolio Managers:** Prakash Chaudhari, Jonathan Popper, Thomas C. Goggins, Kisoo Park, Christopher Chapman

### FUND CODES

Sales option	Fund code	Fund Status
FE	MPS4609	Open
NLCB4	MPS4620	SWO
NLCB2	MPS4503	Open

### INVESTMENT OBJECTIVE

The Fund seeks to provide long-term total return by investing primarily in a diversified portfolio of Canadian and foreign equity, fixed income and money market securities.

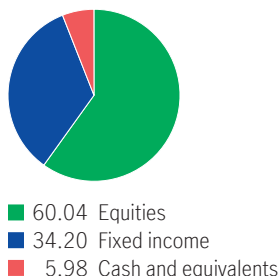
### CALENDAR RETURNS \*\* %

2016	2017	2018	2019	2020	2021	2022	2023	2024
—	—	—	—	—	—	-19.02	15.90	18.87

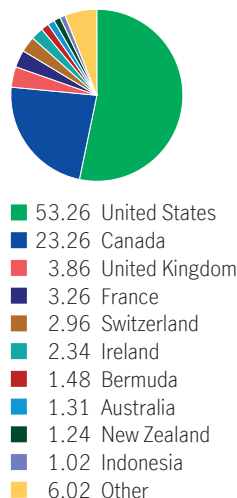
### COMPOUND RETURNS \*\* %

1 mth	3 mths	6 mths	YTD	1 yr	3 yrs	5 yrs	10 yrs	Incept.
1.36	3.88	1.43	3.29	9.98	12.47	—	—	5.52

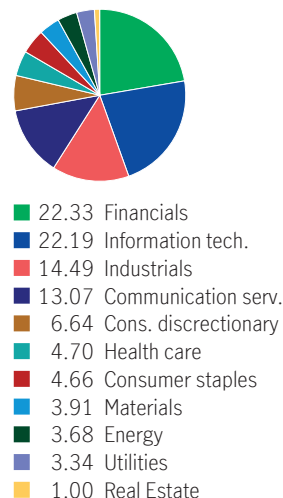
### ASSET ALLOCATION %



### GEOGRAPHIC ALLOCATION %



### SECTOR ALLOCATION %



### FIXED INCOME ALLOCATION %

International government bonds	18.98
U.S. Mortgage-backed Securities	14.17
U.S. investment grade bonds	11.47
U.S. high yield bonds	10.97
Floating rate bank loans	9.84
U.S. Corporate Bonds	7.73
U.S. government bonds	5.20
Bank loans	4.52
International investment grade bonds	2.91
International Corporate Bonds	2.66

### TOP 10 HOLDINGS %

Alphabet Inc. Cl A	3.34
Microsoft Corp.	3.31
Berkshire Hathaway Inc. Cl B New	2.77
Bunzl PLC Shs	2.45
NVIDIA Corp.	2.34
Publicis Groupe S.A. Publicis Groupe	1.93
Constellation Software Inc.	1.74
Amazon.com Inc.	1.52
WSP Global Inc.	1.47
Apple Inc.	1.47

Source for all data: Transmission Media, as at August 31, 2025. \* For illustration purposes only. \* Open <sup>1</sup> Estimated MER for the current year. \*\* Additional fees apply to the IncomePlus and EstatePlus guarantee options and are paid annually out of the Contract. These fees are not reflected in the performance.

Any amount that is allocated to a segregated fund is invested at the risk of the contractholder and may increase or decrease in value. Returns shown are after the MER has been deducted. Performance histories are not indicative of future performance. The Growth of \$10,000 chart shown is used only to illustrate the effects of the compound growth rate and is not intended to reflect future values of the segregated fund. For information on guarantees, fees and expenses that may apply to segregated funds, please read the Information Folder, Contract and Fund Facts of the segregated funds. The FundGrade A+® rating is used with permission from Fundata Canada Inc., all rights reserved. Fundata is a leading provider of market and investment funds data to the Canadian financial services industry and business media. The Fund-Grade A+® rating identifies funds that have consistently demonstrated the best risk-adjusted returns throughout an entire calendar year. For more information on the rating system, please visit [www.Fundata.com/ProductsServices/FundGrade.aspx](http://www.Fundata.com/ProductsServices/FundGrade.aspx). The Manufacturers Life Insurance Company (Manulife) is the issuer of Manulife segregated fund contracts and the guarantor of any guarantee provisions therein. Manulife Investment Management is a trade name of Manulife. Manulife, Stylized M Design, and Manulife Investment Management & Design are trademarks of The Manufacturers Life Insurance Company and are used by it, and its affiliates under license.