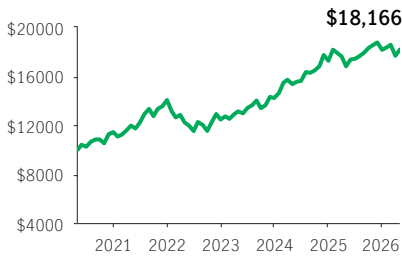


Manulife Mawer U.S. Equity Private Segregated Pool

MPIP SEGREGATED POOLS

MPIP 75/75 F-Class, PSF · Performance as at April 30, 2026 · Holdings as at February 28, 2026

GROWTH OF \$10,000 ±



OVERVIEW

Inception Date: May 4, 2020

Asset Class: U.S. Equity

Net Assets: \$682.1 million

Risk: Medium



Fund Status: Open *

Management Fee: 1.10%

Management Expense Ratio¹: 1.26%

UNDERLYING FUND INFORMATION

Name: Manulife U.S. Equity Fund

Underlying Fund Manager:

Manulife Investment Management Limited

Portfolio Sub-Advisor: Mawer Investment Management Ltd.

Portfolio Management Team: Mawer Investment Management Ltd.

FUND CODES

Sales option	Fund code	Fund Status
F-Class	MPS4614	Open
PSF	MPS4615	Open

INVESTMENT OBJECTIVE

The Fund aims to obtain long-term capital growth. The Fund seeks to provide above-average long-term rates of return by investing in common shares of U.S. companies. The Fund may also invest in treasury bills or short-term investments, not exceeding three years to maturity, from time to time.

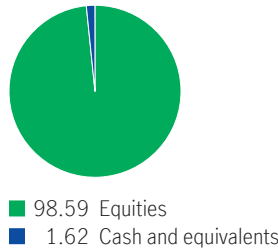
CALENDAR RETURNS ** %

2017	2018	2019	2020	2021	2022	2023	2024	2025
—	—	—	—	22.86	-11.34	14.12	21.35	5.21

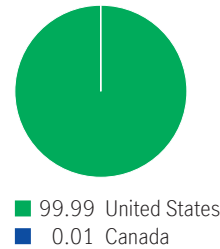
COMPOUND RETURNS ** %

1 mth	3 mths	6 mths	YTD	1 yr	3 yrs	5 yrs	10 yrs	Incept.
2.87	-0.93	-2.04	0.11	8.13	11.45	8.72	—	10.66

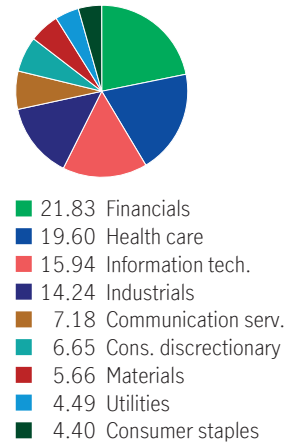
ASSET ALLOCATION %



GEOGRAPHIC ALLOCATION %



SECTOR ALLOCATION %



TOP 10 HOLDINGS %

Amphenol Corp. Cl A	5.20
Alphabet Inc. Cap Stk Cl C	4.69
Microsoft Corp.	3.93
Cencora Inc.	3.80
Amazon.com Inc.	3.78
Waters Corporation	3.27
Visa Inc. Com Cl A	3.22
CME Group Inc.	3.20
Martin Marietta Materials Inc.	2.95
BWX Technologies Inc.	2.71

Source for all data: Transmission Media, as at April 30, 2026. ±For illustration purposes only. * Open ¹ Estimated MER for the current year. ** Additional fees apply to the IncomePlus and EstatePlus guarantee options and are paid annually out of the Contract. These fees are not reflected in the performance.

Any amount that is allocated to a segregated fund is invested at the risk of the contractholder and may increase or decrease in value. Returns shown are after the MER has been deducted. Performance histories are not indicative of future performance. The Growth of \$10,000 chart shown is used only to illustrate the effects of the compound growth rate and is not intended to reflect future values of the segregated fund. For information on guarantees, fees and expenses that may apply to segregated funds, please read the Information Folder, Contract and Fund Facts of the segregated funds. The Manufacturers Life Insurance Company (Manulife) is the issuer of Manulife segregated fund contracts and the guarantor of any guarantee provisions therein. Manulife Investment Management is a trade name of Manulife. Manulife, Stylized M Design, and Manulife Investment Management & Design are trademarks of The Manufacturers Life Insurance Company and are used by it, and its affiliates under license.