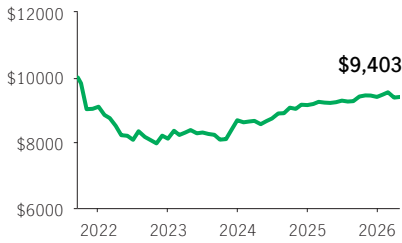


Manulife Smart Corporate Bond ETF Private Segregated Pool

MPIP SEGREGATED POOLS

MPIP 75/75 Front-end, No-load with CB · Performance as at April 30, 2026 · Holdings as at March 31, 2026

GROWTH OF \$10,000 ±



INVESTMENT OBJECTIVE

The Fund seeks to earn the highest level of income consistent with the preservation of capital, by investing primarily in a diversified portfolio of fixed income securities issued by Canadian corporations.

CALENDAR RETURNS ** %

2017	2018	2019	2020	2021	2022	2023	2024	2025
—	—	—	—	—	-10.75	6.94	5.34	2.73

COMPOUND RETURNS ** %

1 mth	3 mths	6 mths	YTD	1 yr	3 yrs	5 yrs	10 yrs	Incept.
0.21	-0.75	-0.51	-0.01	1.98	3.87	—	—	-1.32

OVERVIEW

Inception Date: September 13, 2021

Asset Class: Canadian Fixed Income

Net Assets: \$27.4 million

Risk: Low

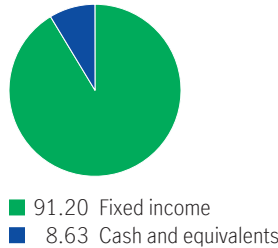


Fund Status: Open *

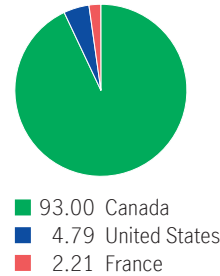
Management Fee: 1.40%

Management Expense Ratio¹: 1.57%

ASSET ALLOCATION %



GEOGRAPHIC ALLOCATION %



UNDERLYING FUND INFORMATION

Name: Manulife Smart Corporate Bond ETF

Underlying Fund Manager:

Manulife Investment Management Limited

Portfolio Management Team: Manulife

Multi-Asset Solutions Team

FIXED INCOME ALLOCATION %

Canadian investment grade bonds	47.97
Canadian Corporate Bonds	43.22
U.S. Corporate Bonds	4.87
International Corporate Bonds	2.42
Canadian Asset-backed Securities	1.14
U.S. investment grade bonds	0.38

TOP 10 HOLDINGS %

Royal Bank of Canada, 2.94%, 5/3/2032	2.26
Royal Bank of Canada, 0.05%, 8/8/2034	2.00
Federation des caisses Desjardins du Quebec, 5.28%, 5/15/2034	1.91
Brookfield Renewable Partners ULC, 5.45%, 3/12/2055	1.76
TransCanada PipeLines Ltd., 3.8%, 4/5/2027	1.44
Manulife Financial Corporation (FRN), 0.04%, 12/6/2034	1.32
Citigroup Inc. (FRN), 6/3/2035	1.30
Athene Global Funding, 4.09%, 5/23/2030	1.14
BNP Paribas (FRN), 9/3/2035	1.14
Bank of Nova Scotia (The) (FRN), 1/30/2032	1.11

FUND CODES

Sales option	Fund code	Fund Status
FE	MPS4630	Open
NLCB4	MPS4631	SWO
NLCB2	MPS4531	Open

Source for all data: Transmission Media, as at April 30, 2026. ±For illustration purposes only. * Open ¹ Estimated MER for the current year. ** Additional fees apply to the IncomePlus and EstatePlus guarantee options and are paid annually out of the Contract. These fees are not reflected in the performance.

Any amount that is allocated to a segregated fund is invested at the risk of the contractholder and may increase or decrease in value. Returns shown are after the MER has been deducted. Performance histories are not indicative of future performance. The Growth of \$10,000 chart shown is used only to illustrate the effects of the compound growth rate and is not intended to reflect future values of the segregated fund. For information on guarantees, fees and expenses that may apply to segregated funds, please read the Information Folder, Contract and Fund Facts of the segregated funds. The Manufacturers Life Insurance Company (Manulife) is the issuer of Manulife segregated fund contracts and the guarantor of any guarantee provisions therein. Manulife Investment Management is a trade name of Manulife. Manulife, Stylized M Design, and Manulife Investment Management & Design are trademarks of The Manufacturers Life Insurance Company and are used by it, and its affiliates under license.