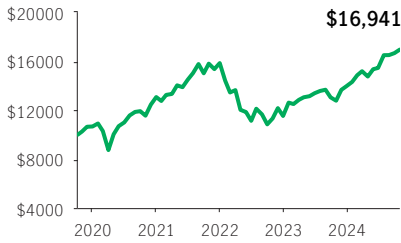


Manulife Dividend Income Plus Private Segregated Pool

MPIP SEGREGATED POOLS

MPIP 75/75 Front-end, No-load with CB · Performance as at October 31, 2024 · Holdings as at September 30, 2024

GROWTH OF \$10,000 ±



INVESTMENT OBJECTIVE

This Canadian Equity Fund seeks to obtain capital appreciation, preservation and dividend income. The Fund will invest in a diversified portfolio, of which the equity portion will be comprised of mainly Canadian and U.S. equity securities. A portion of the Fund's assets may also be held in securities outside of North America.

CALENDAR RETURNS ** %

2015	2016	2017	2018	2019	2020	2021	2022	2023
—	—	—	—	—	22.52	21.22	-27.25	21.05

COMPOUND RETURNS ** %

1 mth	3 mths	6 mths	YTD	1 yr	3 yrs	5 yrs	10 yrs	Incept.
1.72	2.75	14.90	21.44	32.66	2.36	10.57	—	10.66

OVERVIEW

Inception Date: October 7, 2019

Asset Class: Canadian Focused Equity

Net Assets: \$179.3 million

Risk: Medium



Fund Status: Open *

Management Fee: 2.15%

Management Expense Ratio¹: 2.44%

UNDERLYING FUND INFORMATION

Name: Manulife Dividend Income Plus Fund

Underlying Fund Manager:

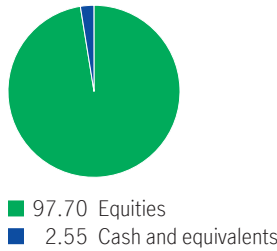
Manulife Investment Management Limited

Portfolio Managers: Prakash Chaudhari,
Jonathan Popper

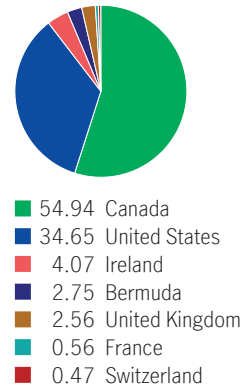
FUND CODES

Sales option	Fund code	Fund Status
FE	MPS4678	Open
NLCB4	MPS4684	SWO
NLCB2	MPS4521	Open

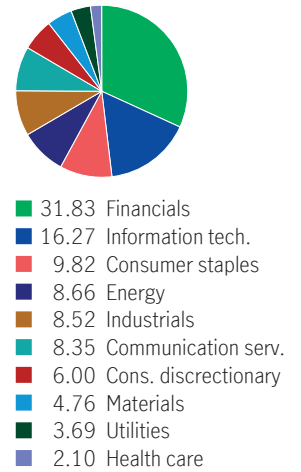
ASSET ALLOCATION %



GEOGRAPHIC ALLOCATION %



SECTOR ALLOCATION %



TOP 10 HOLDINGS %

Berkshire Hathaway Inc. Cl B New	4.80
Constellation Software Inc.	4.39
Microsoft Corp.	4.14
Aon PLC Shs Cl A	4.08
Alimentation Couche-Tard Inc.	3.93
Alphabet Inc. Cl A	3.72
Brookfield Corporation Vtg Shs Cl A	3.48
Royal Bank of Canada	3.34
AutoZone Inc.	3.30
Arthur J. Gallagher & Co.	3.03

Source for all data: Transmission Media, as at October 31, 2024. ±For illustration purposes only. * Open ¹ Estimated MER for the current year. ** Additional fees apply to the IncomePlus and EstatePlus guarantee options and are paid annually out of the Contract. These fees are not reflected in the performance.

Any amount that is allocated to a segregated fund is invested at the risk of the contractholder and may increase or decrease in value. Returns shown are after the MER has been deducted. Performance histories are not indicative of future performance. The Growth of \$10,000 chart shown is used only to illustrate the effects of the compound growth rate and is not intended to reflect future values of the segregated fund. For information on guarantees, fees and expenses that may apply to segregated funds, please read the Information Folder, Contract and Fund Facts of the segregated funds. The Manufacturers Life Insurance Company (Manulife) is the issuer of Manulife segregated fund contracts and the guarantor of any guarantee provisions therein. Manulife Investment Management is a trade name of Manulife. Manulife, Stylized M Design, and Manulife Investment Management & Design are trademarks of The Manufacturers Life Insurance Company and are used by it, and its affiliates under license.