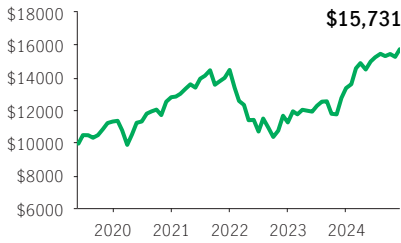


**Manulife Global Thematic Opportunities Private Segregated Pool**

**MPIP SEGREGATED POOLS**

MPIP 75/75 Front-end, No-load with CB · Performance as at November 30, 2024 · Holdings as at October 31, 2024

**GROWTH OF \$10,000 ±**



**INVESTMENT OBJECTIVE**

This Global Equity Fund aims to achieve capital growth by investing mainly in equities of companies that benefit from global long-term market themes.

**CALENDAR RETURNS \*\* %**

2015	2016	2017	2018	2019	2020	2021	2022	2023
—	—	—	—	—	13.18	13.06	-22.22	18.68

**COMPOUND RETURNS \*\* %**

1 mth	3 mths	6 mths	YTD	1 yr	3 yrs	5 yrs	10 yrs	Incept.
3.08	2.78	5.04	17.85	23.46	4.02	7.01	—	8.45

**OVERVIEW**

**Inception Date:** May 27, 2019

**Asset Class:** Global Equity

**Net Assets:** \$261.5 million

**Risk:** Medium



**Fund Status:** Open \*

**Management Fee:** 2.21%

**Management Expense Ratio<sup>1</sup>:** 2.49%

**UNDERLYING FUND INFORMATION**

**Name:** Manulife Global Thematic Opportunities

Fund

**Underlying Fund Manager:**

Manulife Investment Management Limited

**Portfolio Sub-Advisor:** Pictet Asset

Management S.A.

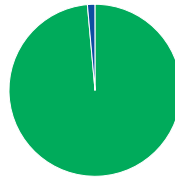
**Portfolio Managers:** Hans Peter Portner,

Gertjan Van Der Geer

**FUND CODES**

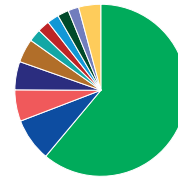
Sales option	Fund code	Fund Status
FE	MPS4689	Open
NLCB4	MPS4693	SWO
NLCB2	MPS4514	Open

**ASSET ALLOCATION %**



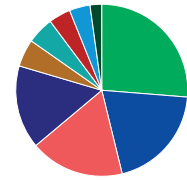
- 98.84 Equities
- 1.40 Cash and equivalents

**GEOGRAPHIC ALLOCATION %**



- 61.07 United States
- 8.11 France
- 5.91 Canada
- 5.31 Switzerland
- 4.46 Netherlands
- 2.38 Denmark
- 2.28 Germany
- 2.19 United Kingdom
- 2.13 Taiwan
- 2.02 Ireland
- 4.16 Other

**SECTOR ALLOCATION %**



- 26.28 Information tech.
- 19.91 Health care
- 17.71 Cons. discretionary
- 15.68 Industrials
- 5.17 Financials
- 5.06 Communication serv.
- 4.13 Utilities
- 3.90 Materials
- 2.19 Consumer staples

**TOP 10 HOLDINGS %**

Visa Inc. Com Cl A	4.19
UnitedHealth Group Inc.	3.90
Thermo Fisher Scientific Inc.	3.30
Microsoft Corp.	3.21
NextEra Energy Inc.	3.08
NVIDIA Corp.	3.07
Roper Technologies Inc.	2.93
Amazon.com Inc.	2.92
Alphabet Inc. Cl A	2.85
ASML Holding N.V. Asml Holding N V	2.60

Source for all data: Transmission Media, as at November 30, 2024. ±For illustration purposes only. \* Open <sup>1</sup> Estimated MER for the current year. \*\* Additional fees apply to the IncomePlus and EstatePlus guarantee options and are paid annually out of the Contract. These fees are not reflected in the performance.

Any amount that is allocated to a segregated fund is invested at the risk of the contractholder and may increase or decrease in value. Returns shown are after the MER has been deducted. Performance histories are not indicative of future performance. The Growth of \$10,000 chart shown is used only to illustrate the effects of the compound growth rate and is not intended to reflect future values of the segregated fund. For information on guarantees, fees and expenses that may apply to segregated funds, please read the Information Folder, Contract and Fund Facts of the segregated funds. The Manufacturers Life Insurance Company (Manulife) is the issuer of Manulife segregated fund contracts and the guarantor of any guarantee provisions therein. Manulife Investment Management is a trade name of Manulife. Manulife, Stylized M Design, and Manulife Investment Management & Design are trademarks of The Manufacturers Life Insurance Company and are used by it, and its affiliates under license.