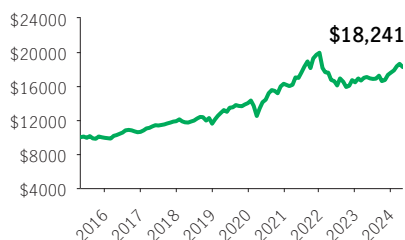


Manulife U.S. Balanced Value Private Segregated Pool

MPIP SEGREGATED POOLS

F-Class, PSF · Performance as at April 30, 2024 · Holdings as at March 31, 2024

GROWTH OF \$10,000 *




OVERVIEW

Inception Date: April 30, 2015

Asset Class: Global Neutral Balanced

Net Assets: \$393.5 million

Risk: Low to Medium



Fund Status: Open *

Management Fee: 0.56%

Management Expense Ratio¹: 1.23%

AWARDS



UNDERLYING FUND INFORMATION

Name: Manulife U.S. Balanced Value Private Trust

Underlying Fund Manager:

Manulife Investment Management Limited

Portfolio Managers: Conrad Dabiet,

Jonathan Popper, Howard Greene, Chris

Hensen

FUND CODES

Sales option	Fund code	Fund Status
F-Class	MPS4957	Open
PSF	MPS4951	Open

INVESTMENT OBJECTIVE

The Pool seeks to provide a combination of income and capital appreciation by investing primarily in a diversified portfolio of U.S. dividend paying and other equity securities as well as fixed income securities. The Pool may seek to accomplish its objective by investing in securities of other mutual funds.

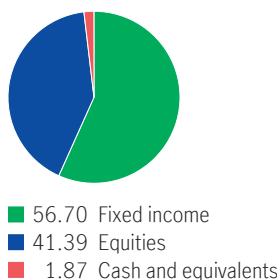
CALENDAR RETURNS ** %

2015	2016	2017	2018	2019	2020	2021	2022	2023
—	7.09	11.81	-2.46	20.86	16.29	22.43	-17.47	6.88

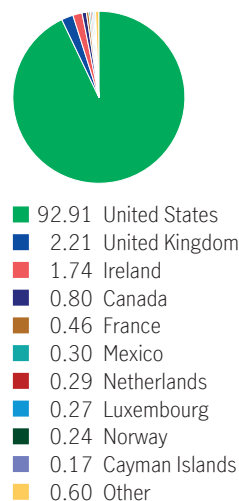
COMPOUND RETURNS ** %

1 mth	3 mths	6 mths	YTD	1 yr	3 yrs	5 yrs	10 yrs	Incept.
-2.05	2.17	9.06	3.78	6.83	2.33	6.71	—	6.91

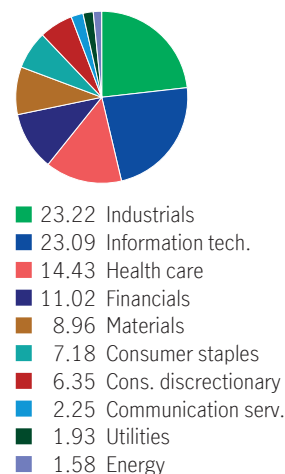
ASSET ALLOCATION %



GEOGRAPHIC ALLOCATION %



SECTOR ALLOCATION %



FIXED INCOME ALLOCATION %

U.S. Mortgage-backed Securities	42.16
U.S. government bonds	18.95
U.S. investment grade bonds	14.84
U.S. high yield bonds	7.57
Floating rate bank loans	7.05
International investment grade bonds	2.47
U.S. Asset-backed Securities	1.63
Preferred stocks	1.62
U.S. Corporate Bonds	0.89
International high yield bonds	0.82

TOP 10 HOLDINGS %

United States Treasury Note, 4.75%, 11/15/2053	2.06
United States Treasury Note, 4.75%, 11/15/2043	1.78
Amazon.com Inc.	1.75
Cintas Corp.	1.75
Roper Technologies Inc.	1.73
Thermo Fisher Scientific Inc.	1.73
Union Pacific Corp.	1.73
Sherwin-Williams Co.	1.73
Microsoft Corp.	1.71
Visa Inc. Com Cl A	1.69

Source for all data: Transmission Media, as at April 30, 2024. ±For illustration purposes only. * Open ¹ Estimated MER for the current year. ** Additional fees apply to the IncomePlus and EstatePlus guarantee options and are paid annually out of the Contract. These fees are not reflected in the performance.

Any amount that is allocated to a segregated fund is invested at the risk of the contractholder and may increase or decrease in value. Returns shown are after the MER has been deducted. Performance histories are not indicative of future performance. The Growth of \$10,000 chart shown is used only to illustrate the effects of the compound growth rate and is not intended to reflect future values of the segregated fund. For information on guarantees, fees and expenses that may apply to segregated funds, please read the Information Folder, Contract and Fund Facts of the segregated funds. The FundGrade A+® rating is used with permission from Fundata Canada Inc., all rights reserved. Fundata is a leading provider of market and investment funds data to the Canadian financial services industry and business media. The Fund-Grade A+® rating identifies funds that have consistently demonstrated the best risk-adjusted returns throughout an entire calendar year. For more information on the rating system, please visit www.Fundata.com/ProductsServices/FundGrade.aspx. The Manufacturers Life Insurance Company (Manulife) is the issuer of Manulife segregated fund contracts and the guarantor of any guarantee provisions therein. Manulife Investment Management is a trade name of Manulife. Manulife, Stylized M Design, and Manulife Investment Management & Design are trademarks of The Manufacturers Life Insurance Company and are used by it, and its affiliates under license.