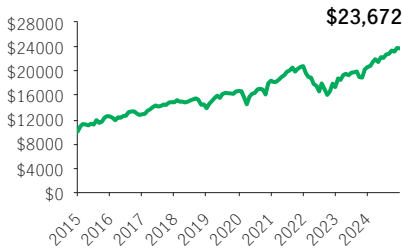


Manulife Balanced Equity Private Segregated Pool

MPIP SEGREGATED POOLS

MPIP 75/75 F-Class, PSF · Performance as at December 31, 2024 · Holdings as at November 30, 2024

GROWTH OF \$10,000 ±



INVESTMENT OBJECTIVE

The Pool seeks to provide long-term total return by investing primarily in a diversified portfolio of global equity, fixed income and money market securities. The Pool may also achieve its objective by entering into forward contracts in order to approximate the return of another fund managed by Manulife Investment Management Limited (less derivative transaction costs).

CALENDAR RETURNS ** %

2016	2017	2018	2019	2020	2021	2022	2023	2024
2.98	15.24	-6.53	20.65	10.13	13.07	-16.66	19.04	14.94

COMPOUND RETURNS ** %

1 mth	3 mths	6 mths	YTD	1 yr	3 yrs	5 yrs	10 yrs	Incept.
-0.29	1.51	7.08	14.94	14.94	4.47	7.27	9.00	9.63

OVERVIEW

Inception Date: October 6, 2014

Asset Class: Global Equity Balanced

Net Assets: \$134.9 million

Risk: Medium



Fund Status: Open *

Management Fee: 0.56%

Management Expense Ratio¹: 1.23%

UNDERLYING FUND INFORMATION

Name: Manulife Balanced Equity Private Pool

Underlying Fund Manager:

Manulife Investment Management Limited

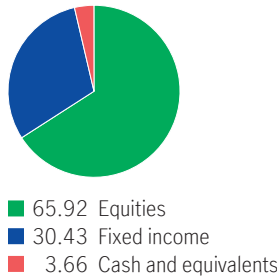
Portfolio Sub-Advisor: Manulife Investment Management (US) LLC

Portfolio Managers: Jonathan White, Sandy Sanders, Roshan Thiru

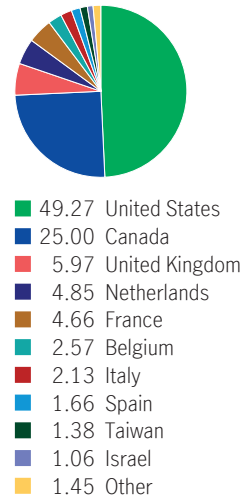
FUND CODES

Sales option	Fund code	Fund Status
F-Class	MPS4964	Open
PSF	MPS4941	Open

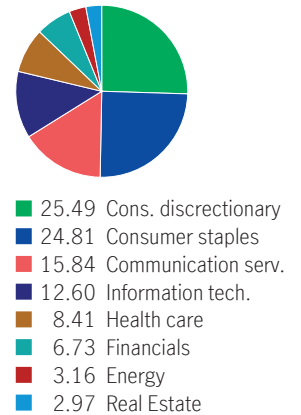
ASSET ALLOCATION %



GEOGRAPHIC ALLOCATION %



SECTOR ALLOCATION %



FIXED INCOME ALLOCATION %

Floating rate bank loans	21.75
Canadian investment grade bonds	14.58
Canadian Corporate Bonds	13.77
U.S. high yield bonds	10.42
Canadian government bonds	8.32
Canadian provincial bonds	7.24
U.S. Corporate Bonds	4.84
Canadian high yield bonds	4.47
U.S. investment grade bonds	2.93
U.S. government bonds	1.89

TOP 10 HOLDINGS %

Amazon.com Inc.	5.35
eBay Inc.	3.27
Danone Shs	3.26
Formula One Group Com Liberty Formula One Ser A	3.12
Walmart Inc.	3.11
Oracle Corp.	3.02
Exor N.V. Ord Shs Exor Holding Nv	2.68
Anheuser-Busch InBev S.A./N.V. Shs	2.57
Comcast Corp. Cl A	2.37
Heineken Holding N.V. Shs	2.11

Source for all data: Transmission Media, as at December 31, 2024. ±For illustration purposes only. * Open ¹ Estimated MER for the current year. ** Additional fees apply to the IncomePlus and EstatePlus guarantee options and are paid annually out of the Contract. These fees are not reflected in the performance.

Any amount that is allocated to a segregated fund is invested at the risk of the contractholder and may increase or decrease in value. Returns shown are after the MER has been deducted. Performance histories are not indicative of future performance. The Growth of \$10,000 chart shown is used only to illustrate the effects of the compound growth rate and is not intended to reflect future values of the segregated fund. For information on guarantees, fees and expenses that may apply to segregated funds, please read the Information Folder, Contract and Fund Facts of the segregated funds. The Manufacturers Life Insurance Company (Manulife) is the issuer of Manulife segregated fund contracts and the guarantor of any guarantee provisions therein. Manulife Investment Management is a trade name of Manulife. Manulife, Stylized M Design, and Manulife Investment Management & Design are trademarks of The Manufacturers Life Insurance Company and are used by it, and its affiliates under license.