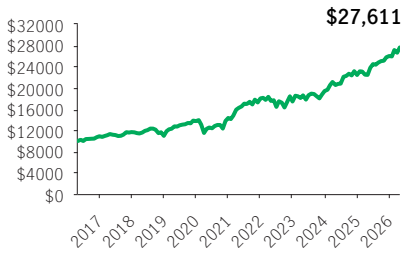


**Manulife Canadian Equity Private Segregated Pool**

**MPIP SEGREGATED POOLS**

MPIP 75/75 Low-load · Performance as at April 30, 2026 · Holdings as at March 31, 2026

**GROWTH OF \$10,000\***



**INVESTMENT OBJECTIVE**

The Pool seeks to provide long-term capital growth by investing primarily in a diversified portfolio of Canadian equity securities.

**CALENDAR RETURNS\*\* %**

2017	2018	2019	2020	2021	2022	2023	2024	2025
7.23	-6.06	25.34	4.30	25.65	-3.25	11.30	15.58	15.92

**COMPOUND RETURNS\*\* %**

1 mth	3 mths	6 mths	YTD	1 yr	3 yrs	5 yrs	10 yrs	Incept.
3.73	6.52	9.94	6.20	23.00	14.10	11.18	10.69	9.67

**OVERVIEW**

**Inception Date:** October 6, 2014

**Asset Class:** Canadian Equity

**Net Assets:** \$324.6 million

**Risk:** Medium



**Fund Status:** SWO\*

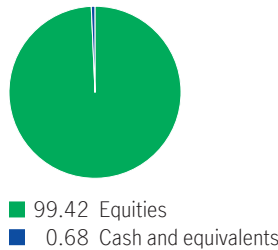
**Management Fee:** 1.68%

**Management Expense Ratio<sup>1</sup>:** 2.51%

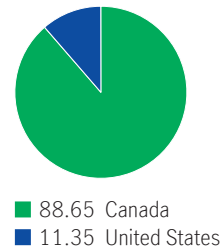
**AWARDS**



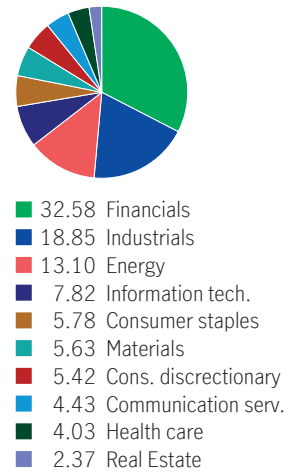
**ASSET ALLOCATION %**



**GEOGRAPHIC ALLOCATION %**



**SECTOR ALLOCATION %**



**UNDERLYING FUND INFORMATION**

**Name:** Manulife Canadian Equity Private Pool

**Underlying Fund Manager:**

Manulife Investment Management Limited

**Portfolio Management Team:** Manulife

Fundamental Equity Team

**FUND CODES**

Sales option	Fund code	Fund Status
LL	MPS4966	SWO

**TOP 10 HOLDINGS %**

Royal Bank of Canada	8.30
Toronto-Dominion Bank Com New	6.28
Canadian Natural Resources Ltd.	5.69
Waste Connections Inc.	4.09
Intact Financial Corporation	3.83
TMX Group Limited	3.61
Canadian Pacific Kansas City Limited	3.55
Sun Life Financial Inc.	3.33
Suncor Energy Inc.	3.20
Constellation Software Inc.	2.84

Source for all data: Transmission Media, as at April 30, 2026. \*For illustration purposes only. \*\* Open to switches-in only <sup>1</sup> Estimated MER for the current year. \*\* Additional fees apply to the IncomePlus and EstatePlus guarantee options and are paid annually out of the Contract. These fees are not reflected in the performance.

Any amount that is allocated to a segregated fund is invested at the risk of the contractholder and may increase or decrease in value. Returns shown are after the MER has been deducted. Performance histories are not indicative of future performance. The Growth of \$10,000 chart shown is used only to illustrate the effects of the compound growth rate and is not intended to reflect future values of the segregated fund. For information on guarantees, fees and expenses that may apply to segregated funds, please read the Information Folder, Contract and Fund Facts of the segregated funds. The FundGrade A+® rating is used with permission from Fundata Canada Inc., all rights reserved. Fundata is a leading provider of market and investment funds data to the Canadian financial services industry and business media. The Fund-Grade A+® rating identifies funds that have consistently demonstrated the best risk-adjusted returns throughout an entire calendar year. For more information on the rating system, please visit <https://www.fundata.com/fundgrade>. The Manufacturers Life Insurance Company (Manulife) is the issuer of Manulife segregated fund contracts and the guarantor of any guarantee provisions therein. Manulife Investment Management is a trade name of Manulife. Manulife, Stylized M Design, and Manulife Investment Management & Design are trademarks of The Manufacturers Life Insurance Company and are used by it, and its affiliates under license.