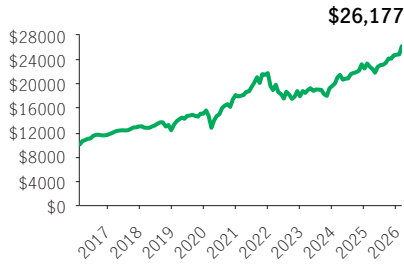


Manulife Dividend Income Private Segregated Pool

MPIP SEGREGATED POOLS

MPIP 75/75 Low-load · Performance as at February 28, 2026 · Holdings as at January 31, 2026

GROWTH OF \$10,000 ±



INVESTMENT OBJECTIVE

This Canadian Equity Pool seeks to provide a combination of income and long-term capital appreciation. The Pool will invest in a diversified portfolio, of which the equity portion will be comprised of mainly Canadian dividend paying common and preferred equity securities. The Pool may also invest in real estate investment trusts ("REITs") and royalty trusts. A portion of the Pool's assets may also be held in foreign securities.

CALENDAR RETURNS ** %

2017	2018	2019	2020	2021	2022	2023	2024	2025
12.24	-4.78	22.12	20.42	19.91	-17.58	9.38	14.80	10.11

COMPOUND RETURNS ** %

1 mth	3 mths	6 mths	YTD	1 yr	3 yrs	5 yrs	10 yrs	Incept.
5.41	6.07	11.71	5.66	14.75	12.33	7.77	10.10	9.12

OVERVIEW

Inception Date: October 6, 2014

Asset Class: Canadian Equity

Net Assets: \$950.1 million

Risk: Medium

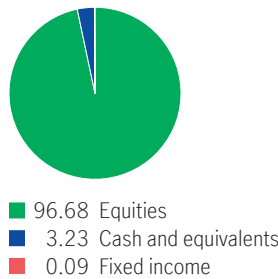


Fund Status: SWO *

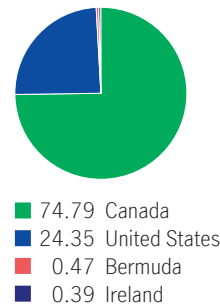
Management Fee: 1.73%

Management Expense Ratio¹: 2.62%

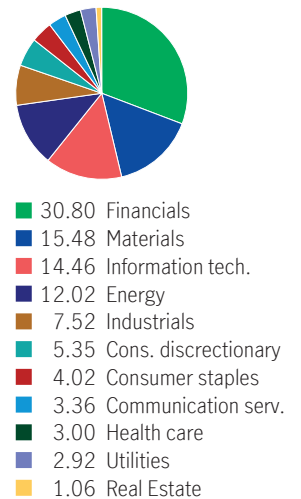
ASSET ALLOCATION %



GEOGRAPHIC ALLOCATION %



SECTOR ALLOCATION %



UNDERLYING FUND INFORMATION

Name: Manulife Dividend Income Private Pool

Underlying Fund Manager:

Manulife Investment Management Limited

Portfolio Management Team: Manulife

Essential Equity Team

FUND CODES

Sales option	Fund code	Fund Status
LL	MPS4969	SWO

TOP 10 HOLDINGS %

Royal Bank of Canada	7.13
Toronto-Dominion Bank Com New	5.35
Suncor Energy Inc.	2.89
Shopify Inc. Cl A Sub Vtg Shs	2.76
Agnico-Eagle Mines Ltd.	2.68
Bank of Nova Scotia (The)	2.59
National Bank of Canada	2.59
Power Corp. of Canada	2.54
Canadian Natural Resources Ltd.	2.37
Barrick Gold Corporation	2.30

Source for all data: Transmission Media, as at February 28, 2026. ±For illustration purposes only. * Open to switches-in only ¹ Estimated MER for the current year. ** Additional fees apply to the IncomePlus and EstatePlus guarantee options and are paid annually out of the Contract. These fees are not reflected in the performance.

Any amount that is allocated to a segregated fund is invested at the risk of the contractholder and may increase or decrease in value. Returns shown are after the MER has been deducted. Performance histories are not indicative of future performance. The Growth of \$10,000 chart shown is used only to illustrate the effects of the compound growth rate and is not intended to reflect future values of the segregated fund. For information on guarantees, fees and expenses that may apply to segregated funds, please read the Information Folder, Contract and Fund Facts of the segregated funds. The Manufacturers Life Insurance Company (Manulife) is the issuer of Manulife segregated fund contracts and the guarantor of any guarantee provisions therein. Manulife Investment Management is a trade name of Manulife. Manulife, Stylized M Design, and Manulife Investment Management & Design are trademarks of The Manufacturers Life Insurance Company and are used by it, and its affiliates under license.