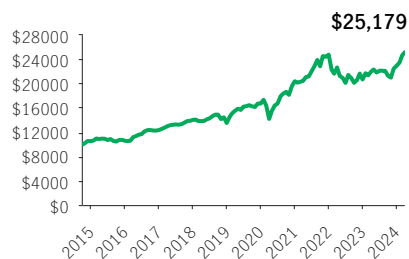


## Manulife Dividend Income Private Segregated Pool

## MPIP SEGREGATED POOLS

F-Class, PSF · Performance as at March 31, 2024 · Holdings as at February 29, 2024

### GROWTH OF \$10,000 \*



### OVERVIEW

**Inception Date:** October 6, 2014

**Asset Class:** Canadian Equity

**Net Assets:** \$889.3 million

**Risk:** Medium



**Fund Status:** Open \*

**Management Fee:** 0.64%

**Management Expense Ratio<sup>1</sup>:** 1.33%

### UNDERLYING FUND INFORMATION

**Name:** Manulife Dividend Income Private Pool

**Underlying Fund Manager:**

Manulife Investment Management Limited

**Portfolio Managers:** Conrad Dabiet, Chris

Hensen, Jonathan Popper

### FUND CODES

Sales option	Fund code	Fund Status
F-Class	MPS4970	Open
PSF	MPS4946	Open

### INVESTMENT OBJECTIVE

This Canadian Equity Pool seeks to provide a combination of income and long-term capital appreciation. The Pool will invest in a diversified portfolio, of which the equity portion will be comprised of mainly Canadian dividend paying common and preferred equity securities. The Pool may also invest in real estate investment trusts ("REITs") and royalty trusts. A portion of the Pool's assets may also be held in foreign securities.

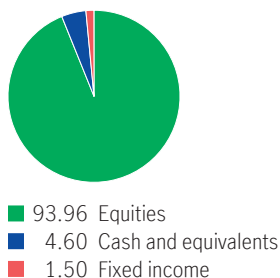
### CALENDAR RETURNS \*\* %

2015	2016	2017	2018	2019	2020	2021	2022	2023
0.84	16.38	13.57	-3.59	23.70	21.98	21.46	-16.51	10.79

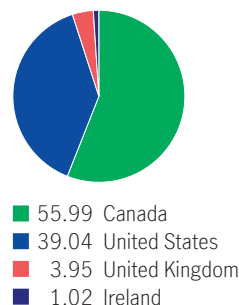
### COMPOUND RETURNS \*\* %

1 mth	3 mths	6 mths	YTD	1 yr	3 yrs	5 yrs	10 yrs	Incept.
2.03	9.82	18.18	9.82	14.56	7.14	10.17	—	10.23

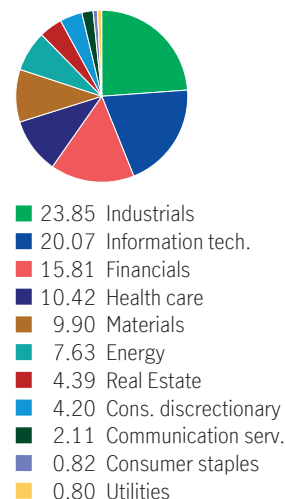
### ASSET ALLOCATION %



### GEOGRAPHIC ALLOCATION %



### SECTOR ALLOCATION %



### TOP 10 HOLDINGS %

FirstService Corporation	4.05
Thermo Fisher Scientific Inc.	4.04
Constellation Software Inc.	4.00
Visa Inc. Com Cl A	3.96
Canadian Pacific Kansas City Limited	3.96
Linde PLC Shs	3.96
Waste Connections Inc.	3.73
Thomson Reuters Corp. Com No Par	3.50
Gov. of Canada, 5/9/2024	3.26
Canadian Natural Resources Ltd.	3.11

Source for all data: Transmission Media, as at March 31, 2024. ±For illustration purposes only. \* Open <sup>1</sup> Estimated MER for the current year. \*\* Additional fees apply to the IncomePlus and EstatePlus guarantee options and are paid annually out of the Contract. These fees are not reflected in the performance.

Any amount that is allocated to a segregated fund is invested at the risk of the contractholder and may increase or decrease in value. Returns shown are after the MER has been deducted. Performance histories are not indicative of future performance. The Growth of \$10,000 chart shown is used only to illustrate the effects of the compound growth rate and is not intended to reflect future values of the segregated fund. For information on guarantees, fees and expenses that may apply to segregated funds, please read the Information Folder, Contract and Fund Facts of the segregated funds. The Manufacturers Life Insurance Company (Manulife) is the issuer of Manulife segregated fund contracts and the guarantor of any guarantee provisions therein. Manulife Investment Management is a trade name of Manulife. Manulife, Stylized M Design, and Manulife Investment Management & Design are trademarks of The Manufacturers Life Insurance Company and are used by it, and its affiliates under license.