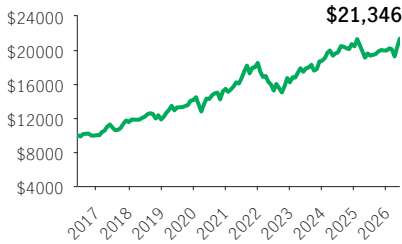


Manulife Global Equity Private Segregated Pool

MPIP SEGREGATED POOLS

MPIP 75/75 Low-load · Performance as at May 31, 2026 · Holdings as at April 30, 2026

GROWTH OF \$10,000 ±



INVESTMENT OBJECTIVE

The fundamental investment objective of the Pool is to seek to generate long-term capital growth. The Pool seeks to provide above average long-term returns by investing in equity securities of companies around the world.

CALENDAR RETURNS ** %

2017	2018	2019	2020	2021	2022	2023	2024	2025
15.24	2.72	19.20	9.38	19.78	-12.34	15.56	9.11	-2.36

COMPOUND RETURNS ** %

1 mth	3 mths	6 mths	YTD	1 yr	3 yrs	5 yrs	10 yrs	Incept.
4.79	6.14	6.96	6.94	8.82	6.95	5.84	7.88	8.78

OVERVIEW

Inception Date: October 6, 2014

Asset Class: Global Equity

Net Assets: \$495.9 million

Risk: Medium



Fund Status: SWO *

Management Fee: 1.76%

Management Expense Ratio¹: 2.66%

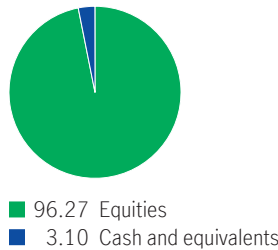
Fund Manager: Mawer Investment Management Ltd.

Portfolio Management Team: Mawer Investment Management Ltd.

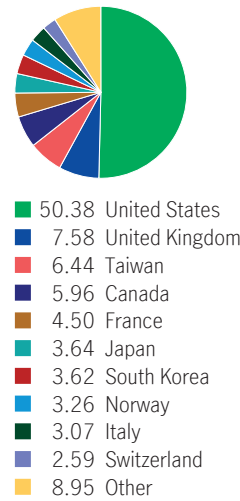
FUND CODES

Sales option	Fund code	Fund Status
LL	MPS4975	SWO

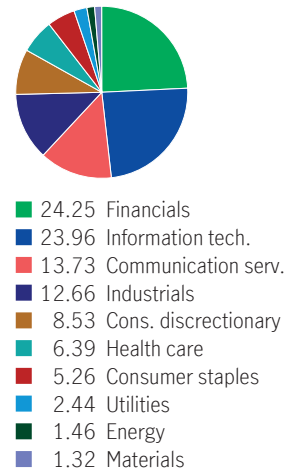
ASSET ALLOCATION %



GEOGRAPHIC ALLOCATION %



SECTOR ALLOCATION %



TOP 10 HOLDINGS %

Alphabet Inc. Cap Stk CI C	5.94
Taiwan Semiconductor Manufacturing Co. Ltd. Twse Listed Stocks	5.87
Microsoft Corp.	4.58
Amazon.com Inc.	4.50
Visa Inc. Com CI A	3.01
SK hynix Inc. Shs	2.89
Marsh & McLennan Cos.	2.76
Berkshire Hathaway Inc. CI A	2.57
Meta Platforms Inc. CI A	2.43
NVIDIA Corp.	2.39

Source for all data: Transmission Media, as at May 31, 2026. ±For illustration purposes only. * Open to switches-in only ¹ Estimated MER for the current year. ** Additional fees apply to the IncomePlus and EstatePlus guarantee options and are paid annually out of the Contract. These fees are not reflected in the performance.

Any amount that is allocated to a segregated fund is invested at the risk of the contractholder and may increase or decrease in value. Returns shown are after the MER has been deducted. Performance histories are not indicative of future performance. The Growth of \$10,000 chart shown is used only to illustrate the effects of the compound growth rate and is not intended to reflect future values of the segregated fund. For information on guarantees, fees and expenses that may apply to segregated funds, please read the Information Folder, Contract and Fund Facts of the segregated funds. The Manufacturers Life Insurance Company (Manulife) is the issuer of Manulife segregated fund contracts and the guarantor of any guarantee provisions therein. Manulife Investment Management is a trade name of Manulife. Manulife, Stylized M Design, and Manulife Investment Management & Design are trademarks of The Manufacturers Life Insurance Company and are used by it, and its affiliates under license.