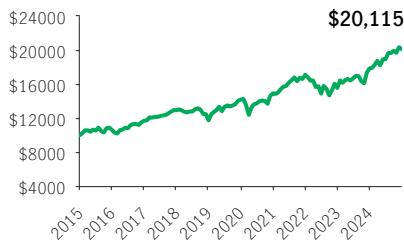


Manulife U.S. Balanced Private Segregated Pool

MPIP SEGREGATED POOLS

MPIP 75/75 F-Class, PSF · Performance as at December 31, 2024 · Holdings as at November 30, 2024

GROWTH OF \$10,000 *



INVESTMENT OBJECTIVE

The Pool seeks to generate income and capital appreciation primarily through exposure to a diversified portfolio primarily consisting of dividend paying equity and fixed income securities. The Pool will also invest its assets in equity, fixed income, mutual fund or exchange-traded fund securities.

CALENDAR RETURNS ** %

2016	2017	2018	2019	2020	2021	2022	2023	2024
10.19	10.52	-9.21	20.87	5.16	14.53	-9.05	14.73	12.79

COMPOUND RETURNS ** %

1 mth	3 mths	6 mths	YTD	1 yr	3 yrs	5 yrs	10 yrs	Incept.
-1.14	0.98	6.33	12.79	12.79	5.58	7.23	7.24	7.76

OVERVIEW

Inception Date: October 6, 2014

Asset Class: Global Neutral Balanced

Net Assets: \$232.0 million

Risk: Low to Medium



Fund Status: Open *

Management Fee: 0.56%

Management Expense Ratio¹: 1.23%

AWARDS



UNDERLYING FUND INFORMATION

Name: Manulife U.S. Balanced Private Trust

Underlying Fund Manager:

Manulife Investment Management Limited

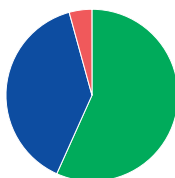
Portfolio Sub-Advisor: Manulife Investment Management (US) LLC

Portfolio Managers: Sandy Sanders, Michael Mattioli, Thomas C. Goggins

FUND CODES

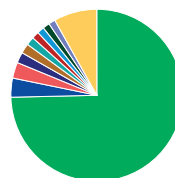
Sales option	Fund code	Fund Status
F-Class	MPS4982	Open
PSF	MPS4949	Open

ASSET ALLOCATION %



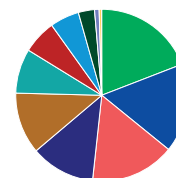
- 56.68 Equities
- 39.00 Fixed income
- 4.26 Cash and equivalents

GEOGRAPHIC ALLOCATION %



- 74.64 United States
- 3.58 United Kingdom
- 2.99 Canada
- 2.02 South Korea
- 1.84 Spain
- 1.56 Indonesia
- 1.35 France
- 1.34 New Zealand
- 1.29 Israel
- 1.27 Australia
- 8.12 Other

SECTOR ALLOCATION %



- 19.13 Health care
- 16.73 Cons. discretionary
- 15.86 Information tech.
- 12.11 Communication serv.
- 11.57 Financials
- 8.38 Consumer staples
- 6.35 Real Estate
- 5.49 Energy
- 3.03 Industrials
- 0.86 Materials
- 0.48 Utilities

FIXED INCOME ALLOCATION %

International government bonds	21.47
U.S. Mortgage-backed Securities	14.55
U.S. investment grade bonds	13.93
U.S. high yield bonds	12.35
International investment grade bonds	5.21
Floating rate bank loans	5.16
U.S. government bonds	4.94
U.S. Corporate Bonds	4.60
U.S. municipal bonds	3.03
Bank loans	2.75

TOP 10 HOLDINGS %

Apple Inc.	2.92
Amazon.com Inc.	2.62
Cheniere Energy Inc. Com New	2.57
Crown Castle Inc.	2.41
Elevance Health Inc.	2.35
Comcast Corp. Cl A	2.21
GSK PLC Sponsored ADR Sponsored Adr New	1.97
Avantor Inc.	1.91
Nasdaq Inc.	1.84
Lennar Corp. Cl A	1.78

Source for all data: Transmission Media, as at December 31, 2024. *For illustration purposes only. † Open † Estimated MER for the current year. ** Additional fees apply to the IncomePlus and EstatePlus guarantee options and are paid annually out of the Contract. These fees are not reflected in the performance.

Any amount that is allocated to a segregated fund is invested at the risk of the contractholder and may increase or decrease in value. Returns shown are after the MER has been deducted. Performance histories are not indicative of future performance. The Growth of \$10,000 chart shown is used only to illustrate the effects of the compound growth rate and is not intended to reflect future values of the segregated fund. For information on guarantees, fees and expenses that may apply to segregated funds, please read the Information Folder, Contract and Fund Facts of the segregated funds. The FundGrade A+® rating is used with permission from Fundata Canada Inc., all rights reserved. Fundata is a leading provider of market and investment funds data to the Canadian financial services industry and business media. The Fund-Grade A+® rating identifies funds that have consistently demonstrated the best risk-adjusted returns throughout an entire calendar year. For more information on the rating system, please visit www.Fundata.com/ProductsServices/FundGrade.aspx. The Manufacturers Life Insurance Company (Manulife) is the issuer of Manulife segregated fund contracts and the guarantor of any guarantee provisions therein. Manulife Investment Management is a trade name of Manulife. Manulife, Stylized M Design, and Manulife Investment Management & Design are trademarks of The Manufacturers Life Insurance Company and are used by it, and its affiliates under license.