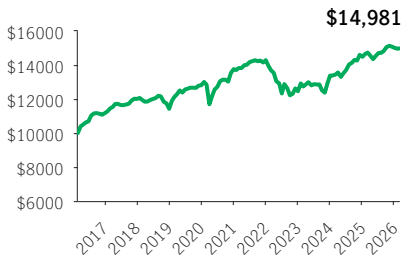


**Manulife Balanced Income Private Segregated Pool**

**MPIP SEGREGATED POOLS**

MPIP 75/75 Low-load · Performance as at February 28, 2026 · Holdings as at January 31, 2026

**GROWTH OF \$10,000 ±**



**INVESTMENT OBJECTIVE**

The Pool seeks to generate income and as a secondary objective, to provide the potential for long term capital appreciation by investing its assets in Canadian and/or global fixed income and/or equity, mutual fund or exchange-traded fund securities.

**CALENDAR RETURNS \*\* %**

2017	2018	2019	2020	2021	2022	2023	2024	2025
7.52	-4.83	12.17	7.37	3.81	-12.79	7.38	8.27	3.59

**COMPOUND RETURNS \*\* %**

1 mth	3 mths	6 mths	YTD	1 yr	3 yrs	5 yrs	10 yrs	Incept.
0.08	-0.72	1.00	-0.19	1.66	5.54	1.62	4.12	3.23

**OVERVIEW**

**Inception Date:** October 6, 2014

**Asset Class:**

Global Fixed Income Balanced

**Net Assets:** \$637.0 million

**Risk:** Low to Medium

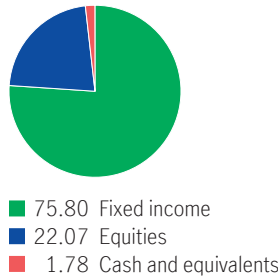


**Fund Status:** SWO \*

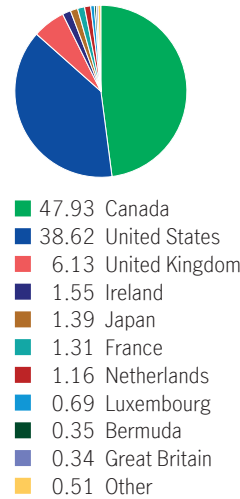
**Management Fee:** 1.45%

**Management Expense Ratio<sup>1</sup>:** 2.31%

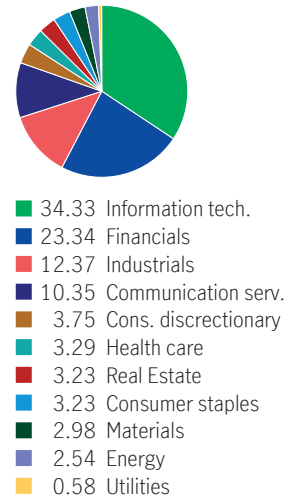
**ASSET ALLOCATION %**



**GEOGRAPHIC ALLOCATION %**



**SECTOR ALLOCATION %**



**UNDERLYING FUND INFORMATION**

**Name:** Manulife Balanced Income Private Trust

**Underlying Fund Manager:**

Manulife Investment Management Limited

**Portfolio Management Team:** Manulife

Canadian Fixed Income Team

**FIXED INCOME ALLOCATION %**

Floating rate bank loans	30.36
U.S. Corporate Bonds	13.98
Canadian Corporate Bonds	11.34
U.S. high yield bonds	8.26
U.S. government bonds	7.41
International government bonds	6.17
International Corporate Bonds	4.48
Canadian high yield bonds	4.44
Canadian investment grade bonds	3.63
U.S. Asset-backed Securities	1.77

**TOP 10 HOLDINGS %**

HM Treasury, 0.5%, 1/31/2029	2.16
Enbridge Inc. (FRN), 8.25%, 1/15/2084	2.06
United States Treasury Note, 4.75%, 8/15/2055	1.78
Brookfield Finance Inc. (FRN), 6.3%, 1/15/2055	1.43
United States Treasury Note, 4.25%, 8/15/2054	1.31
Microsoft Corp.	1.24
United States Treasury Note, 4.75%, 5/15/2055	1.22
Telus Corp. (FRN), 6.63%, 10/15/2055	1.02
Federal Home Loan Banks, 2/2/2026	0.95
AltaGas Ltd. (FRN), 5.25%, 1/11/2082	0.91

**FUND CODES**

Sales option	Fund code	Fund Status
LL	MPS4984	SWO

Source for all data: Transmission Media, as at February 28, 2026. ±For illustration purposes only. \* Open to switches-in only <sup>1</sup> Estimated MER for the current year. \*\* Additional fees apply to the IncomePlus and EstatePlus guarantee options and are paid annually out of the Contract. These fees are not reflected in the performance.

Any amount that is allocated to a segregated fund is invested at the risk of the contractholder and may increase or decrease in value. Returns shown are after the MER has been deducted. Performance histories are not indicative of future performance. The Growth of \$10,000 chart shown is used only to illustrate the effects of the compound growth rate and is not intended to reflect future values of the segregated fund. For information on guarantees, fees and expenses that may apply to segregated funds, please read the Information Folder, Contract and Fund Facts of the segregated funds. The Manufacturers Life Insurance Company (Manulife) is the issuer of Manulife segregated fund contracts and the guarantor of any guarantee provisions therein. Manulife Investment Management is a trade name of Manulife. Manulife, Stylized M Design, and Manulife Investment Management & Design are trademarks of The Manufacturers Life Insurance Company and are used by it, and its affiliates under license.