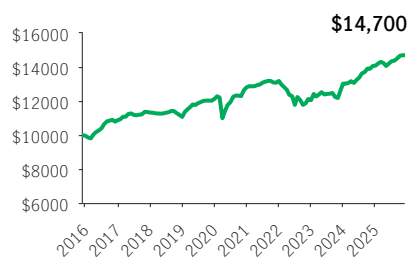


## Manulife Corporate Fixed Income Private Segregated Pool

## MPIP SEGREGATED POOLS

MPIP 75/75 F-Class, PSF · Performance as at November 30, 2025 · Holdings as at October 31, 2025

### GROWTH OF \$10,000 \*



### INVESTMENT OBJECTIVE

The Pool seeks to generate income and capital appreciation primarily through exposure to a diversified portfolio of Canadian and U.S. investment grade and high yield corporate bonds.

### CALENDAR RETURNS \*\* %

2016	2017	2018	2019	2020	2021	2022	2023	2024
9.23	4.15	-2.25	9.54	5.66	2.91	-8.61	8.10	8.09

### COMPOUND RETURNS \*\* %

1 mth	3 mths	6 mths	YTD	1 yr	3 yrs	5 yrs	10 yrs	Incept.
0.01	1.48	3.49	4.38	4.50	6.62	3.05	3.93	3.63


### OVERVIEW

**Inception Date:** October 6, 2014

**Asset Class:** Multi-Sector Fixed Income

**Net Assets:** \$84.6 million

**Risk:** Low



**Fund Status:** Open \*

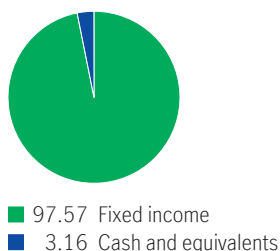
**Management Fee:** 0.50%

**Management Expense Ratio<sup>1</sup>:** 1.20%

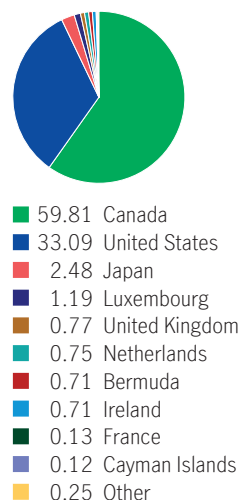
### AWARDS



### ASSET ALLOCATION %



### GEOGRAPHIC ALLOCATION %



### UNDERLYING FUND INFORMATION

**Name:** Manulife Corporate Fixed Income Private Trust

**Underlying Fund Manager:**

Manulife Investment Management Limited

**Portfolio Management Team:** Manulife

Canadian Fixed Income Team

### FUND CODES

Sales option	Fund code	Fund Status
F-Class	MPS4994	Open
PSF	MPS4952	Open

### FIXED INCOME ALLOCATION %

Floating rate bank loans	27.23
Canadian Corporate Bonds	17.29
U.S. Corporate Bonds	12.70
Canadian investment grade bonds	11.21
U.S. high yield bonds	9.91
Canadian high yield bonds	5.77
International Corporate Bonds	4.81
Canadian government bonds	1.72
U.S. investment grade bonds	1.65
Bank loans	1.51

### TOP 10 HOLDINGS %

Fannie Mae, 11/3/2025	2.34
Brookfield Finance Inc. (FRN), 6.3%, 1/15/2055	1.67
Enbridge Inc. (FRN), 8.25%, 1/15/2084	1.64
Brookfield Infrastructure Finance ULC, 5.44%, 4/25/2034	1.24
Rogers Communications Inc. (FRN), 5.25%, 3/15/2082	1.09
Algonquin Power & Utilities Corp. (FRN), 4.75%, 1/18/2082	1.01
Cenovus Energy Inc., 3.5%, 2/7/2028	0.99
Goeasy Ltd., 6%, 5/15/2030	0.99
Capital Power (US Holdings) Inc., 6.19%, 6/1/2035	0.93
North West Redwater Partnership, 3.65%, 6/1/2035	0.89

Source for all data: Transmission Media, as at November 30, 2025. \* For illustration purposes only. \* Open <sup>1</sup> Estimated MER for the current year. \*\* Additional fees apply to the IncomePlus and EstatePlus guarantee options and are paid annually out of the Contract. These fees are not reflected in the performance.

Any amount that is allocated to a segregated fund is invested at the risk of the contractholder and may increase or decrease in value. Returns shown are after the MER has been deducted. Performance histories are not indicative of future performance. The Growth of \$10,000 chart shown is used only to illustrate the effects of the compound growth rate and is not intended to reflect future values of the segregated fund. For information on guarantees, fees and expenses that may apply to segregated funds, please read the Information Folder, Contract and Fund Facts of the segregated funds. The FundGrade A+® rating is used with permission from Fundata Canada Inc., all rights reserved. Fundata is a leading provider of market and investment funds data to the Canadian financial services industry and business media. The Fund-Grade A+® rating identifies funds that have consistently demonstrated the best risk-adjusted returns throughout an entire calendar year. For more information on the rating system, please visit [www.Fundata.com/ProductsServices/FundGrade.aspx](http://www.Fundata.com/ProductsServices/FundGrade.aspx). The Manufacturers Life Insurance Company (Manulife) is the issuer of Manulife segregated fund contracts and the guarantor of any guarantee provisions therein. Manulife Investment Management is a trade name of Manulife. Manulife, Stylized M Design, and Manulife Investment Management & Design are trademarks of The Manufacturers Life Insurance Company and are used by it, and its affiliates under license.