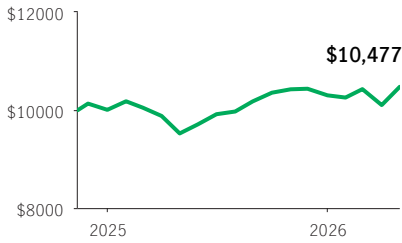


Manulife U.S. Balanced Private Segregated Pool

MPIP SEGREGATED POOLS

MPIP 75/100 Front-end, No-load with CB · Performance as at April 30, 2026 · Holdings as at March 31, 2026

GROWTH OF \$10,000 *



INVESTMENT OBJECTIVE

The Pool seeks to generate income and capital appreciation primarily through exposure to a diversified portfolio primarily consisting of dividend paying equity and fixed income securities. The Pool will also invest its assets in equity, fixed income, mutual fund or exchange-traded fund securities.

CALENDAR RETURNS ** %

2017	2018	2019	2020	2021	2022	2023	2024	2025
—	—	—	—	—	—	—	—	2.96

COMPOUND RETURNS ** %

1 mth	3 mths	6 mths	YTD	1 yr	3 yrs	5 yrs	10 yrs	Incept.
3.70	2.15	0.50	1.70	10.00	—	—	—	3.26

OVERVIEW

Inception Date: November 12, 2024

Asset Class: Global Neutral Balanced

Net Assets: \$237.9 million

Risk: Low to Medium



Fund Status: Open *

Management Fee: 2.42%

Management Expense Ratio¹: 2.70%

UNDERLYING FUND INFORMATION

Name: Manulife U.S. Balanced Private Trust

Underlying Fund Manager:

Manulife Investment Management Limited

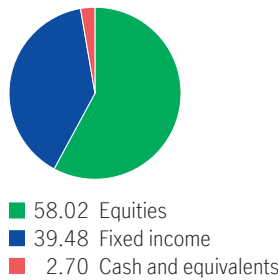
Portfolio Sub-Advisor: Manulife Investment Management (US) LLC

Portfolio Management Team: Manulife U.S. Core Value Equity Team

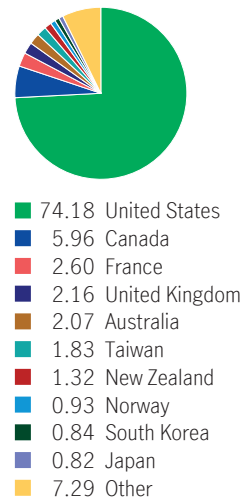
FUND CODES

Sales option	Fund code	Fund Status
FE	MPS54980	Open
NLCB4	MPS54934	SWO
NLCB2	MPS54552	Open

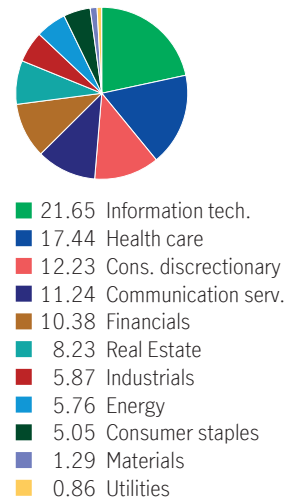
ASSET ALLOCATION %



GEOGRAPHIC ALLOCATION %



SECTOR ALLOCATION %



FIXED INCOME ALLOCATION %

International government bonds	19.88
Floating rate bank loans	13.18
U.S. Corporate Bonds	11.82
U.S. Mortgage-backed Securities	7.96
U.S. investment grade bonds	7.68
U.S. government bonds	7.40
U.S. Asset-backed Securities	6.36
U.S. high yield bonds	5.16
Bank loans	4.13
International Corporate Bonds	3.54

TOP 10 HOLDINGS %

Microsoft Corp.	2.52
Amazon.com Inc.	2.52
Alphabet Inc. Cl A	2.40
Cheniere Energy Inc. Com New	2.40
Crown Castle Inc.	2.27
KKR & Co. Inc.	2.22
American Tower Corp.	2.00
Taiwan Semiconductor Manufacturing Co. Ltd. Sponsored ADR Sponsored ADR	1.84
Apple Inc.	1.67
Danone Shs	1.63

Source for all data: Transmission Media, as at April 30, 2026. ±For illustration purposes only. * Open ¹ Estimated MER for the current year. ** Additional fees apply to the IncomePlus and EstatePlus guarantee options and are paid annually out of the Contract. These fees are not reflected in the performance.

Any amount that is allocated to a segregated fund is invested at the risk of the contractholder and may increase or decrease in value. Returns shown are after the MER has been deducted. Performance histories are not indicative of future performance. The Growth of \$10,000 chart shown is used only to illustrate the effects of the compound growth rate and is not intended to reflect future values of the segregated fund. For information on guarantees, fees and expenses that may apply to segregated funds, please read the Information Folder, Contract and Fund Facts of the segregated funds. The Manufacturers Life Insurance Company (Manulife) is the issuer of Manulife segregated fund contracts and the guarantor of any guarantee provisions therein. Manulife Investment Management is a trade name of Manulife. Manulife, Stylized M Design, and Manulife Investment Management & Design are trademarks of The Manufacturers Life Insurance Company and are used by it, and its affiliates under license.