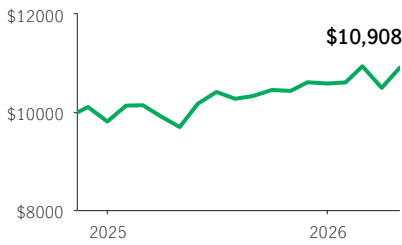


Manulife Fundamental Equity Private Segregated Pool

MPIP SEGREGATED POOLS

MPIP 75/100 Front-end, No-load with CB · Performance as at April 30, 2026 · Holdings as at February 28, 2026

GROWTH OF \$10,000 ±



INVESTMENT OBJECTIVE

The Fund seeks to obtain long-term capital appreciation by investing primarily in Canadian equity securities.

CALENDAR RETURNS ** %

2017	2018	2019	2020	2021	2022	2023	2024	2025
—	—	—	—	—	—	—	—	7.90

COMPOUND RETURNS ** %

1 mth	3 mths	6 mths	YTD	1 yr	3 yrs	5 yrs	10 yrs	Incept.
3.93	2.84	4.55	3.06	12.50	—	—	—	6.14

OVERVIEW

Inception Date: November 12, 2024

Asset Class: Canadian Focused Equity

Net Assets: \$627.3 million

Risk: Medium



Fund Status: Open *


Management Fee: 2.65%

Management Expense Ratio¹: 2.95%

AWARDS

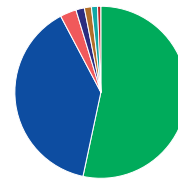


ASSET ALLOCATION %



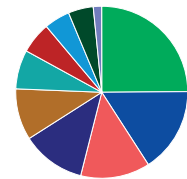
■ 100.29 Equities

GEOGRAPHIC ALLOCATION %



- 53.35 Canada
- 38.92 United States
- 3.05 United Kingdom
- 1.60 Ireland
- 1.33 Germany
- 1.12 France
- 0.63 Switzerland

SECTOR ALLOCATION %



- 24.88 Financials
- 16.02 Industrials
- 13.05 Information tech.
- 12.03 Health care
- 9.66 Energy
- 7.33 Cons. discretionary
- 5.90 Communication serv.
- 4.83 Materials
- 4.71 Consumer staples
- 1.58 Real Estate

UNDERLYING FUND INFORMATION

Name: Manulife Fundamental Equity Fund

Underlying Fund Manager:

Manulife Investment Management Limited

Portfolio Management Team: Manulife

Fundamental Equity Team

FUND CODES

Sales option	Fund code	Fund Status
FE	MPS54557	Open
NLCB4	MPS54558	SWO
NLCB2	MPS54561	Open

TOP 10 HOLDINGS %

Royal Bank of Canada	4.11
Canadian Natural Resources Ltd.	3.73
Toronto-Dominion Bank Com New	3.52
Microsoft Corp.	3.33
Abbott Laboratories	3.32
Cencora Inc.	3.30
Waste Connections Inc.	3.21
Visa Inc. Com Cl A	3.13
Intact Financial Corporation	3.12
Canadian Pacific Kansas City Limited	3.05

Source for all data: Transmission Media, as at April 30, 2026. ±For illustration purposes only. * Open ¹ Estimated MER for the current year. ** Additional fees apply to the IncomePlus and EstatePlus guarantee options and are paid annually out of the Contract. These fees are not reflected in the performance.

Any amount that is allocated to a segregated fund is invested at the risk of the contractholder and may increase or decrease in value. Returns shown are after the MER has been deducted. Performance histories are not indicative of future performance. The Growth of \$10,000 chart shown is used only to illustrate the effects of the compound growth rate and is not intended to reflect future values of the segregated fund. For information on guarantees, fees and expenses that may apply to segregated funds, please read the Information Folder, Contract and Fund Facts of the segregated funds. The FundGrade A+® rating is used with permission from Fundata Canada Inc., all rights reserved. Fundata is a leading provider of market and investment funds data to the Canadian financial services industry and business media. The Fund-Grade A+® rating identifies funds that have consistently demonstrated the best risk-adjusted returns throughout an entire calendar year. For more information on the rating system, please visit <https://www.fundata.com/fundgrade>. The Manufacturers Life Insurance Company (Manulife) is the issuer of Manulife segregated fund contracts and the guarantor of any guarantee provisions therein. Manulife Investment Management is a trade name of Manulife. Manulife, Stylized M Design, and Manulife Investment Management & Design are trademarks of The Manufacturers Life Insurance Company and are used by it, and its affiliates under license.