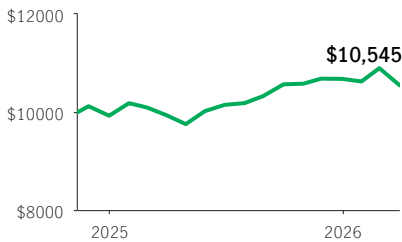


Manulife Strategic Dividend Bundle Private Segregated Pool

MPIP SEGREGATED POOLS

MPIP 75/100 Front-end, No-load with CB · Performance as at March 31, 2026 · Holdings as at February 28, 2026

GROWTH OF \$10,000 ±



OVERVIEW

Inception Date: November 12, 2024

Asset Class: Global Neutral Balanced

Net Assets: \$472.2 million

Risk: Low to Medium



Fund Status: Open *

Management Fee: 2.52%

Management Expense Ratio¹: 2.81%

UNDERLYING FUND INFORMATION

Name: Manulife Strategic Dividend Bundle

Underlying Fund Manager:

Manulife Investment Management Limited

Portfolio Management Team: Manulife

Global Multi-Sector Fixed Income Team

FUND CODES

| Sales option | Fund code | Fund Status |
|--------------|-----------|-------------|
| FE | MPS54570 | Open |
| NLCB4 | MPS54571 | SWO |
| NLCB2 | MPS54529 | Open |

INVESTMENT OBJECTIVE

This Balanced Fund seeks to provide a combination of income and capital appreciation. The Fund seeks to accomplish its objective by investing primarily in securities of other mutual funds to gain exposure to Canadian and foreign equity and fixed income securities.

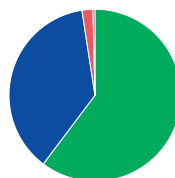
CALENDAR RETURNS ** %

| 2017 | 2018 | 2019 | 2020 | 2021 | 2022 | 2023 | 2024 | 2025 |
|------|------|------|------|------|------|------|------|------|
| — | — | — | — | — | — | — | — | 7.58 |

COMPOUND RETURNS ** %

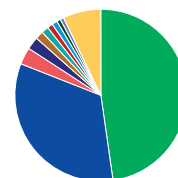
| 1 mth | 3 mths | 6 mths | YTD | 1 yr | 3 yrs | 5 yrs | 10 yrs | Incept. |
|-------|--------|--------|-------|------|-------|-------|--------|---------|
| -3.24 | -1.25 | -0.21 | -1.25 | 6.12 | — | — | — | 4.06 |

ASSET ALLOCATION %



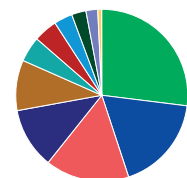
- 60.33 Equities
- 37.33 Fixed income
- 2.05 Cash and equivalents
- 0.38 Mutual funds

GEOGRAPHIC ALLOCATION %



- 47.75 Canada
- 33.23 United States
- 3.20 Ireland
- 2.37 United Kingdom
- 1.56 France
- 1.34 Australia
- 1.03 New Zealand
- 1.02 Cayman Islands
- 0.72 Great Britain
- 0.66 Bermuda
- 7.14 Other

SECTOR ALLOCATION %



- 26.98 Financials
- 17.96 Information tech.
- 15.78 Materials
- 11.43 Energy
- 9.48 Industrials
- 4.76 Cons. discretionary
- 4.46 Communication serv.
- 3.49 Utilities
- 2.70 Consumer staples
- 2.22 Health care
- 0.74 Real Estate

FIXED INCOME ALLOCATION %

| | |
|---------------------------------------|-------|
| International government bonds | 15.65 |
| Floating rate bank loans | 14.50 |
| U.S. Corporate Bonds | 9.15 |
| International Asset-backed Securities | 9.00 |
| International Corporate Bonds | 8.40 |
| U.S. Mortgage-backed Securities | 6.52 |
| U.S. investment grade bonds | 6.02 |
| U.S. high yield bonds | 5.90 |
| U.S. government bonds | 5.57 |
| U.S. Asset-backed Securities | 5.24 |

UNDERLYING FUND HOLDINGS %

| | |
|--------------------------------------|-------|
| Manulife Dividend Income Fund | 40.13 |
| Manulife Strategic Income Fund | 30.00 |
| Manulife Dividend Income Plus Fund | 20.12 |
| Manulife CQS Multi Asset Credit Fund | 10.00 |

Source for all data: Transmission Media, as at March 31, 2026. ±For illustration purposes only. * Open ¹ Estimated MER for the current year. ** Additional fees apply to the IncomePlus and EstatePlus guarantee options and are paid annually out of the Contract. These fees are not reflected in the performance.

Any amount that is allocated to a segregated fund is invested at the risk of the contractholder and may increase or decrease in value. Returns shown are after the MER has been deducted. Performance histories are not indicative of future performance. The Growth of \$10,000 chart shown is used only to illustrate the effects of the compound growth rate and is not intended to reflect future values of the segregated fund. For information on guarantees, fees and expenses that may apply to segregated funds, please read the Information Folder, Contract and Fund Facts of the segregated funds. The Manufacturers Life Insurance Company (Manulife) is the issuer of Manulife segregated fund contracts and the guarantor of any guarantee provisions therein. Manulife Investment Management is a trade name of Manulife. Manulife, Stylized M Design, and Manulife Investment Management & Design are trademarks of The Manufacturers Life Insurance Company and are used by it, and its affiliates under license.