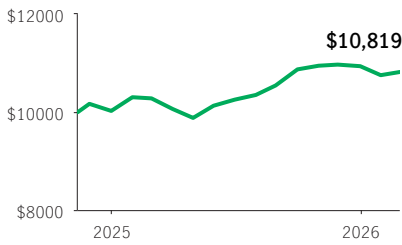


**Manulife Canadian Balanced Private Segregated Pool**

**MPIP SEGREGATED POOLS**

MPIP 75/100 Front-end, No-load with CB · Performance as at February 28, 2026 · Holdings as at January 31, 2026

**GROWTH OF \$10,000 \***



**INVESTMENT OBJECTIVE**

The Pool seeks to provide both current income and the potential for capital appreciation by investing in Canadian and foreign equity and fixed income securities. The Pool may also achieve its objective by entering into forward contracts in order to approximate the return of another fund managed by Manulife Investment Management Limited (less derivative transaction costs).

**CALENDAR RETURNS \*\* %**

2017	2018	2019	2020	2021	2022	2023	2024	2025
—	—	—	—	—	—	—	—	9.11

**COMPOUND RETURNS \*\* %**

1 mth	3 mths	6 mths	YTD	1 yr	3 yrs	5 yrs	10 yrs	Incept.
0.60	-1.37	2.61	-1.08	5.24	—	—	—	—

**OVERVIEW**

**Inception Date:** November 12, 2024

**Asset Class:** Canadian Neutral Balanced

**Net Assets:** \$637.6 million

**Risk:** Low to Medium



**Fund Status:** Open \*

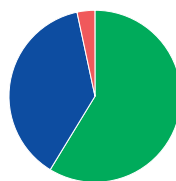
**Management Fee:** 2.35%

**Management Expense Ratio<sup>1</sup>:** 2.62%

**AWARDS**

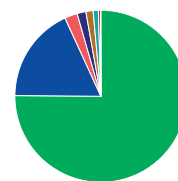


**ASSET ALLOCATION %**



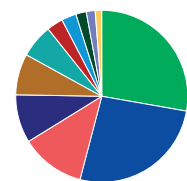
- 58.74 Equities
- 37.92 Fixed income
- 3.35 Cash and equivalents

**GEOGRAPHIC ALLOCATION %**



- 75.13 Canada
- 18.03 United States
- 2.40 Ireland
- 1.65 France
- 1.36 United Kingdom
- 0.98 Netherlands
- 0.40 Bermuda
- 0.06 Australia

**SECTOR ALLOCATION %**



- 27.76 Financials
- 26.31 Information tech.
- 12.14 Industrials
- 9.06 Materials
- 7.74 Communication serv.
- 6.28 Energy
- 3.08 Consumer staples
- 2.78 Real Estate
- 1.96 Cons. discretionary
- 1.67 Health care
- 1.22 Utilities

**UNDERLYING FUND INFORMATION**

**Name:** Manulife Canadian Balanced Private Pool

**Underlying Fund Manager:**

Manulife Investment Management Limited

**Portfolio Management Team:** Manulife

Essential Equity Team

**FIXED INCOME ALLOCATION %**

Canadian Corporate Bonds	34.65
Floating rate bank loans	29.04
Canadian investment grade bonds	26.21
Preferred stocks	1.93
Canadian Asset-backed Securities	1.79
U.S. Corporate Bonds	1.50
Canadian high yield bonds	1.47
Canadian government bonds	1.13
U.S. investment grade bonds	0.66
Canadian provincial bonds	0.58

**TOP 10 HOLDINGS %**

Constellation Software Inc.	2.83
Microsoft Corp.	2.79
Royal Bank of Canada	2.53
Open Text Corp.	1.90
Shopify Inc. CI A Sub Vtg Shs	1.79
Toronto-Dominion Bank Com New	1.75
Marsh & McLennan Cos.	1.73
FirstService Corporation	1.63
Publicis Groupe S.A. Publicis Groupe	1.57
WSP Global Inc.	1.56

**FUND CODES**

Sales option	Fund code	Fund Status
FE	MPS54959	Open
NLCB4	MPS54929	SWO
NLCB2	MPS54541	Open

Source for all data: Transmission Media, as at February 28, 2026. ±For illustration purposes only. \* Open <sup>1</sup> Estimated MER for the current year. \*\* Additional fees apply to the IncomePlus and EstatePlus guarantee options and are paid annually out of the Contract. These fees are not reflected in the performance.

Any amount that is allocated to a segregated fund is invested at the risk of the contractholder and may increase or decrease in value. Returns shown are after the MER has been deducted. Performance histories are not indicative of future performance. The Growth of \$10,000 chart shown is used only to illustrate the effects of the compound growth rate and is not intended to reflect future values of the segregated fund. For information on guarantees, fees and expenses that may apply to segregated funds, please read the Information Folder, Contract and Fund Facts of the segregated funds. The FundGrade A+® rating is used with permission from Fundata Canada Inc., all rights reserved. Fundata is a leading provider of market and investment funds data to the Canadian financial services industry and business media. The Fund-Grade A+® rating identifies funds that have consistently demonstrated the best risk-adjusted returns throughout an entire calendar year. For more information on the rating system, please visit <https://www.fundata.com/fundgrade>. The Manufacturers Life Insurance Company (Manulife) is the issuer of Manulife segregated fund contracts and the guarantor of any guarantee provisions therein. Manulife Investment Management is a trade name of Manulife. Manulife, Stylized M Design, and Manulife Investment Management & Design are trademarks of The Manufacturers Life Insurance Company and are used by it, and its affiliates under license.