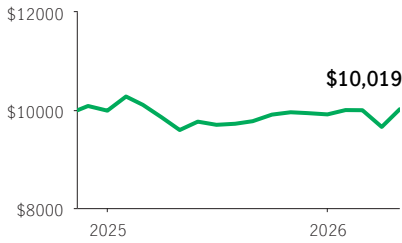


**Manulife Global Balanced Private Segregated Pool**

**MPIP SEGREGATED POOLS**

MPIP 75/100 Front-end, No-load with CB · Performance as at April 30, 2026 · Holdings as at March 31, 2026

**GROWTH OF \$10,000 ±**



**INVESTMENT OBJECTIVE**

The Pool seeks to provide a combination of income and capital appreciation by investing primarily in a global diversified portfolio of equity and fixed income securities.

**CALENDAR RETURNS \*\* %**

2017	2018	2019	2020	2021	2022	2023	2024	2025
—	—	—	—	—	—	—	—	-0.76

**COMPOUND RETURNS \*\* %**

1 mth	3 mths	6 mths	YTD	1 yr	3 yrs	5 yrs	10 yrs	Incept.
3.75	0.18	0.63	1.07	4.43	—	—	—	0.18

**OVERVIEW**

**Inception Date:** November 12, 2024

**Asset Class:** Global Equity Balanced

**Net Assets:** \$1.2 billion

**Risk:** Low to Medium



**Fund Status:** Open \*

**Management Fee:** 2.51%

**Management Expense Ratio<sup>1</sup>:** 2.80%

**UNDERLYING FUND INFORMATION**

**Name:** Manulife Global Balanced Private Trust

**Underlying Fund Manager:**

Manulife Investment Management Limited

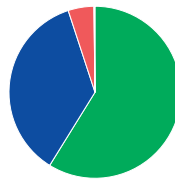
**Portfolio Sub-Advisor:** Mawer Investment Management Ltd.

**Portfolio Management Team:** Mawer Investment Management Ltd.

**FUND CODES**

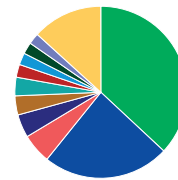
Sales option	Fund code	Fund Status
FE	MPS54986	Open
NLCB4	MPS54932	SWO
NLCB2	MPS54550	Open

**ASSET ALLOCATION %**



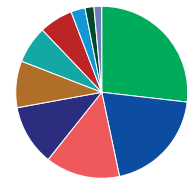
- 58.95 Equities
- 36.21 Fixed income
- 4.84 Cash and equivalents
- 0.20 Mutual funds

**GEOGRAPHIC ALLOCATION %**



- 36.96 United States
- 23.84 Canada
- 5.59 United Kingdom
- 4.37 France
- 3.58 Ireland
- 3.48 Taiwan
- 2.42 Italy
- 2.25 Japan
- 2.19 Norway
- 2.07 Switzerland
- 13.25 Other

**SECTOR ALLOCATION %**



- 26.84 Financials
- 19.85 Information tech.
- 14.03 Communication serv.
- 11.40 Industrials
- 8.78 Cons. discretionary
- 6.98 Consumer staples
- 6.33 Health care
- 2.66 Utilities
- 1.68 Energy
- 1.45 Materials

**FIXED INCOME ALLOCATION %**

Floating rate bank loans	19.76
Canadian provincial bonds	13.71
Canadian Corporate Bonds	10.55
International Asset-backed Securities	10.03
International Corporate Bonds	8.21
U.S. Corporate Bonds	6.36
Canadian investment grade bonds	5.81
Canadian government bonds	5.39
U.S. high yield bonds	5.12
U.S. Asset-backed Securities	3.18

**TOP 10 HOLDINGS %**

Taiwan Semiconductor Manufacturing Co. Ltd. Twse Listed Stocks	3.49
Alphabet Inc. Cap Stk CI C	2.98
Microsoft Corp.	2.77
Amazon.com Inc.	2.36
Marsh & McLennan Cos.	2.03
Visa Inc. Com CI A	1.78
Berkshire Hathaway Inc. CI A	1.70
SK hynix Inc. Shs	1.67
Meta Platforms Inc. CI A	1.51
Gov. of Canada, 6/17/2026	1.50

Source for all data: Transmission Media, as at April 30, 2026. ±For illustration purposes only. \* Open <sup>1</sup> Estimated MER for the current year. \*\* Additional fees apply to the IncomePlus and EstatePlus guarantee options and are paid annually out of the Contract. These fees are not reflected in the performance.

Any amount that is allocated to a segregated fund is invested at the risk of the contractholder and may increase or decrease in value. Returns shown are after the MER has been deducted. Performance histories are not indicative of future performance. The Growth of \$10,000 chart shown is used only to illustrate the effects of the compound growth rate and is not intended to reflect future values of the segregated fund. For information on guarantees, fees and expenses that may apply to segregated funds, please read the Information Folder, Contract and Fund Facts of the segregated funds. The Manufacturers Life Insurance Company (Manulife) is the issuer of Manulife segregated fund contracts and the guarantor of any guarantee provisions therein. Manulife Investment Management is a trade name of Manulife. Manulife, Stylized M Design, and Manulife Investment Management & Design are trademarks of The Manufacturers Life Insurance Company and are used by it, and its affiliates under license.