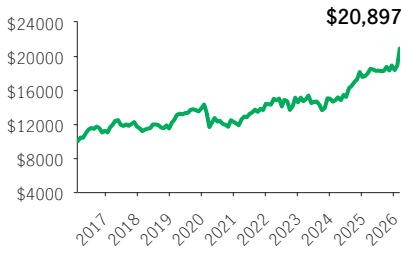


**Manulife RetirementPlus Global Listed Infrastructure**

**MANULIFE RETIREMENTPLUS**

F-Class · Performance as at February 28, 2026 · Holdings as at January 31, 2026

**GROWTH OF \$10,000 ±**



**INVESTMENT OBJECTIVE**

This Global Equity Fund seeks to achieve long-term capital appreciation by investing primarily in the securities of companies believed to be well-financed and well-managed in infrastructure and related industries and priced below their intrinsic values.

**CALENDAR RETURNS \*\* %**

2017	2018	2019	2020	2021	2022	2023	2024	2025
4.61	-2.02	20.53	-11.44	17.32	1.19	2.97	16.99	4.67

**COMPOUND RETURNS \*\* %**

1 mth	3 mths	6 mths	YTD	1 yr	3 yrs	5 yrs	10 yrs	Incept.
10.47	10.55	14.46	13.80	16.33	12.46	11.99	7.65	7.15

**OVERVIEW**

**Inception Date:** October 28, 2013

**Asset Class:** Global Equity

**Net Assets:** \$32.5 million

**Risk:** Medium

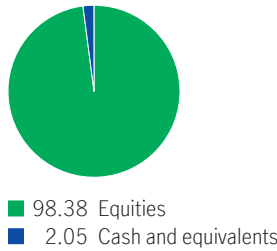


**Fund Status:** SWO \*

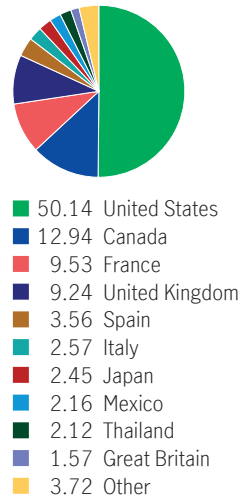
**Management Fee:** 0.95%

**Management Expense Ratio<sup>1</sup>:** 2.36%

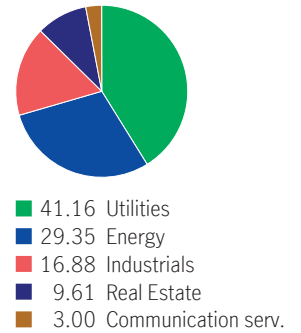
**ASSET ALLOCATION %**



**GEOGRAPHIC ALLOCATION %**



**SECTOR ALLOCATION %**



**UNDERLYING FUND INFORMATION**

**Name:** Manulife Global Listed Infrastructure Fund

**Underlying Fund Manager:**

Manulife Investment Management Limited

**Portfolio Sub-Advisor:** Brookfield Investment Management

**Portfolio Management Team:** Brookfield Asset Management Inc.

**FUND CODES**

Sales option	Fund code	Fund Status
F-Class	MRP1426	SWO

**TOP 10 HOLDINGS %**

Williams Cos. Inc. (The)	7.13
National Grid PLC Ord Gbp0.12431289	7.03
Targa Resources Corp.	5.91
TC Energy Corp.	5.89
Vinci S.A. Shs	5.72
Enbridge Inc.	5.06
Sempra	5.02
Crown Castle Inc.	4.98
Cheniere Energy Inc. Com New	4.41
PG&E Corp.	3.98

Source for all data: Transmission Media, as at February 28, 2026. ±For illustration purposes only. \* Open to switches-in only <sup>1</sup> Estimated MER for the current year. \*\* Additional fees apply to the IncomePlus and EstatePlus guarantee options and are paid annually out of the Contract. These fees are not reflected in the performance.

Any amount that is allocated to a segregated fund is invested at the risk of the contractholder and may increase or decrease in value. Returns shown are after the MER has been deducted. Performance histories are not indicative of future performance. The Growth of \$10,000 chart shown is used only to illustrate the effects of the compound growth rate and is not intended to reflect future values of the segregated fund. For information on guarantees, fees and expenses that may apply to segregated funds, please read the Information Folder, Contract and Fund Facts of the segregated funds. The Manufacturers Life Insurance Company (Manulife) is the issuer of Manulife segregated fund contracts and the guarantor of any guarantee provisions therein. Manulife Investment Management is a trade name of Manulife. Manulife, Stylized M Design, and Manulife Investment Management & Design are trademarks of The Manufacturers Life Insurance Company and are used by it, and its affiliates under license.