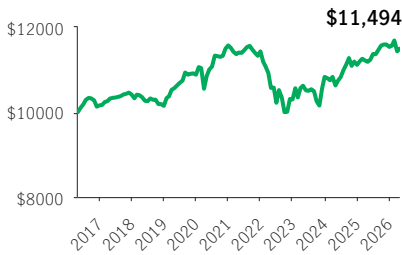


Manulife RetirementPlus Strategic Income

MANULIFE RETIREMENTPLUS

Elite · Performance as at April 30, 2026 · Holdings as at March 31, 2026

GROWTH OF \$10,000 ±



INVESTMENT OBJECTIVE

This Fixed Income Fund aims to generate income with an emphasis on capital preservation. This Fund invests primarily in government and corporate debt securities from developed and emerging markets. It also invests in U.S. government and agency securities and high yield bonds. The Fund may also invest in preferred shares and other types of debt securities.

CALENDAR RETURNS ** %

2017	2018	2019	2020	2021	2022	2023	2024	2025
2.54	-2.59	7.24	6.32	-1.21	-9.91	5.16	2.61	3.80

COMPOUND RETURNS ** %

1 mth	3 mths	6 mths	YTD	1 yr	3 yrs	5 yrs	10 yrs	Incept.
0.57	-0.59	-0.84	-0.35	2.77	2.67	0.16	1.40	2.39

OVERVIEW

Inception Date: October 28, 2013

Asset Class: Multi-Sector Fixed Income

Net Assets: \$379.5 million

Risk: Low

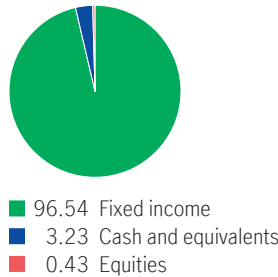


Fund Status: SWO *

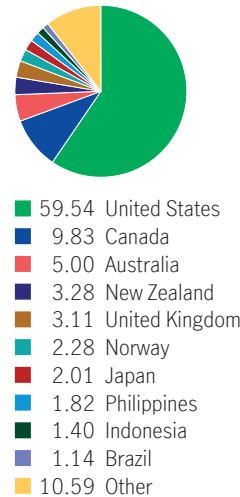
Management Fee: 1.18%

Management Expense Ratio¹: 2.11%

ASSET ALLOCATION %



GEOGRAPHIC ALLOCATION %



UNDERLYING FUND INFORMATION

Name: Manulife Strategic Income Fund

Underlying Fund Manager:

Manulife Investment Management Limited

Portfolio Sub-Advisor: Manulife Investment Management (US) LLC

Portfolio Management Team: Manulife Global Multi-Sector Fixed Income Team

FUND CODES

Sales option	Fund code	Fund Status
Elite FE	MRP1555	SWO
Elite BE	MRP1451	SWO
Elite LL	MRP1423	SWO

FIXED INCOME ALLOCATION %

International government bonds	20.05
Floating rate bank loans	13.01
U.S. Corporate Bonds	11.71
U.S. Mortgage-backed Securities	8.13
U.S. investment grade bonds	7.98
U.S. government bonds	6.98
U.S. Asset-backed Securities	6.24
U.S. high yield bonds	5.26
Bank loans	4.21
International Corporate Bonds	3.54

TOP 10 HOLDINGS %

United States Treasury Note, 2%, 2/15/2050	1.67
New Zealand, 3.5%, 4/14/2033	1.32
United States Treasury Note, 4.25%, 8/15/2035	1.31
United States Treasury Note, 3.5%, 2/15/2033	1.30
Ministry of Finance Japan, 0.6%, 12/1/2026	1.19
Freeport-McMoRan Inc., 5.45%, 3/15/2043	0.76
NEXTERA ENERGY INC 7.375% PFD SER	0.76
United States Treasury Note, 3%, 2/15/2049	0.74
Secretaria do Tesouro Nacional, 1/1/2029	0.73
New Zealand, 4.25%, 5/15/2034	0.71

Source for all data: Transmission Media, as at April 30, 2026. ±For illustration purposes only. * Open to switches-in only. ¹ Estimated MER for the current year. ** Additional fees apply to the IncomePlus and EstatePlus guarantee options and are paid annually out of the Contract. These fees are not reflected in the performance.

Any amount that is allocated to a segregated fund is invested at the risk of the contractholder and may increase or decrease in value. Returns shown are after the MER has been deducted. Performance histories are not indicative of future performance. The Growth of \$10,000 chart shown is used only to illustrate the effects of the compound growth rate and is not intended to reflect future values of the segregated fund. For information on guarantees, fees and expenses that may apply to segregated funds, please read the Information Folder, Contract and Fund Facts of the segregated funds. The Manufacturers Life Insurance Company (Manulife) is the issuer of Manulife segregated fund contracts and the guarantor of any guarantee provisions therein. Manulife Investment Management is a trade name of Manulife. Manulife, Stylized M Design, and Manulife Investment Management & Design are trademarks of The Manufacturers Life Insurance Company and are used by it, and its affiliates under license.