

**Manulife BlackRock Canadian Equity Index Fund RESP**

**MANULIFE SEGREGATED FUND RESP**

(Front-end, Back-end, Low-load, No-load with CB) · Performance as at April 30, 2026 · Holdings as at March 31, 2026

**GROWTH OF \$10,000 \***

Performance cannot be shown until one year after the Fund's inception.

**OVERVIEW**

**Inception Date:** November 26, 2025

**Asset Class:** Canadian Equity

**Net Assets:** \$50.2 million

**Risk:** Medium



**Fund Status:** Open \*

**Management Fee:** 1.93%

**Management Expense Ratio<sup>1</sup>:** 2.15%

**UNDERLYING FUND INFORMATION**

**Name:** BlackRock Canadian Equity Index Fund

**Underlying Fund Manager:**

BlackRock Asset Management Canada Limited

**Portfolio Sub-Advisor:** BlackRock

Institutional Trust Company, N.A.

**FUND CODES**

Sales option	Fund code	Fund Status
FE	MSE3088	Open
BE	MSE3089	SWO
LL	MSE3091	SWO
NLCB2	MSE3092	Open

**INVESTMENT OBJECTIVE**

The Fund aims to track the returns and risk profile of the S&P/TSX Capped Composite Total Return Index.

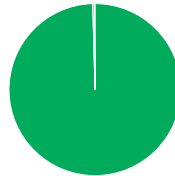
**CALENDAR RETURNS \*\* %**

Performance cannot be shown until one year after the Fund's inception.

**COMPOUND RETURNS \*\* %**

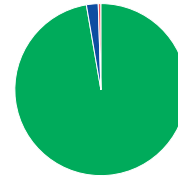
Performance cannot be shown until one year after the Fund's inception.

**ASSET ALLOCATION %**



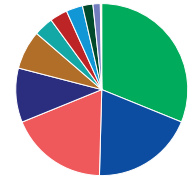
- 99.76 Equities
- 0.30 Other
- 0.13 Cash and equivalents

**GEOGRAPHIC ALLOCATION %**



- 97.30 Canada
- 2.21 United States
- 0.49 Bermuda

**SECTOR ALLOCATION %**



- 31.15 Financials
- 19.28 Materials
- 18.42 Energy
- 10.18 Industrials
- 7.30 Information tech.
- 3.66 Utilities
- 3.31 Consumer staples
- 3.09 Cons. discretionary
- 1.97 Communication serv.
- 1.38 Real Estate
- 0.26 Health care

**TOP 10 HOLDINGS %**

Royal Bank of Canada	6.67
Toronto-Dominion Bank Com New	4.63
Shopify Inc. Cl A Sub Vtg Shs	4.29
Enbridge Inc.	3.49
Agnico-Eagle Mines Ltd.	3.00
Canadian Natural Resources Ltd.	3.00
Bank of Montreal	2.82
Brookfield Corporation Vtg Shs Cl A	2.64
Canadian Imperial Bank of Commerce	2.60
Bank of Nova Scotia (The)	2.52

Source for all data: Transmission Media, as at April 30, 2026. ±For illustration purposes only. \* Open <sup>1</sup> Estimated MER for the current year. \*\* Additional fees apply to the IncomePlus and EstatePlus guarantee options and are paid annually out of the Contract. These fees are not reflected in the performance.

Any amount that is allocated to a segregated fund is invested at the risk of the contractholder and may increase or decrease in value. Returns shown are after the MER has been deducted. Performance histories are not indicative of future performance. The Growth of \$10,000 chart shown is used only to illustrate the effects of the compound growth rate and is not intended to reflect future values of the segregated fund. For information on guarantees, fees and expenses that may apply to segregated funds, please read the Information Folder, Contract and Fund Facts of the segregated funds. The Manufacturers Life Insurance Company (Manulife) is the issuer of Manulife segregated fund contracts and the guarantor of any guarantee provisions therein. Manulife Investment Management is a trade name of Manulife. Manulife, Stylized M Design, and Manulife Investment Management & Design are trademarks of The Manufacturers Life Insurance Company and are used by it, and its affiliates under license.