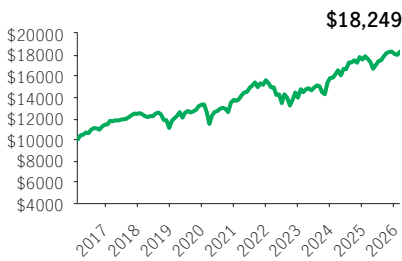


**Manulife Strategic Balanced Yield Seg RESP**

**MANULIFE SEGREGATED FUND RESP**

(Front-end, Back-end, Low-load, No-load with CB) · Performance as at February 28, 2026 · Holdings as at January 31, 2026

**GROWTH OF \$10,000 ±**



**INVESTMENT OBJECTIVE**

The Fund seeks to provide a combination of income and capital appreciation by investing primarily in a diversified portfolio of dividend paying equity securities and fixed income securities.

**CALENDAR RETURNS \*\* %**

2017	2018	2019	2020	2021	2022	2023	2024	2025
8.97	-10.73	19.77	3.47	13.51	-10.57	13.23	11.11	2.92

**COMPOUND RETURNS \*\* %**

1 mth	3 mths	6 mths	YTD	1 yr	3 yrs	5 yrs	10 yrs	Incept.
1.65	-0.07	2.41	1.23	3.75	8.12	5.81	6.20	6.68

**OVERVIEW**

**Inception Date:** May 6, 2013

**Asset Class:** Global Neutral Balanced

**Net Assets:** \$407.8 million

**Risk:** Low to Medium



**Fund Status:** Open \*

**Management Fee:** 2.00%

**Management Expense Ratio<sup>1</sup>:** 2.76%

**UNDERLYING FUND INFORMATION**

**Name:** Manulife Strategic Balanced Yield Fund

**Underlying Fund Manager:**

Manulife Investment Management Limited

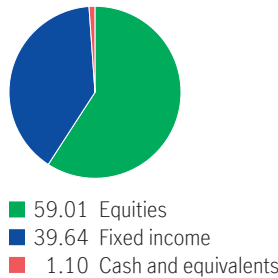
**Portfolio Sub-Advisor:** Manulife Investment Management (US) LLC

**Portfolio Management Team:** Manulife U.S. Core Value Equity Team

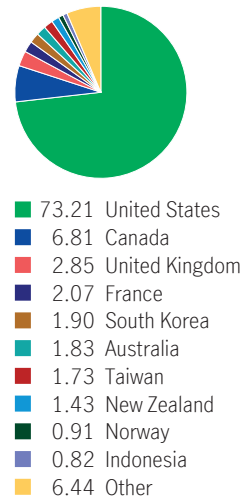
**FUND CODES**

Sales option	Fund code	Fund Status
FE	MSE3256	Open
BE	MSE3356	SWO
LL	MSE3956	SWO
NLCB2	MSE3856	Open

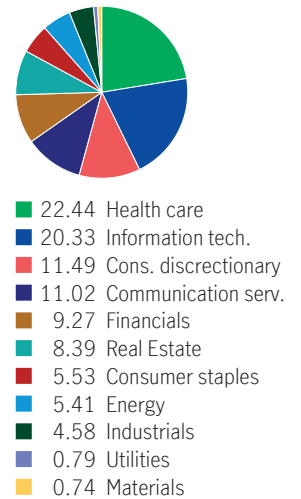
**ASSET ALLOCATION %**



**GEOGRAPHIC ALLOCATION %**



**SECTOR ALLOCATION %**



**FIXED INCOME ALLOCATION %**

International government bonds	20.64
Floating rate bank loans	12.81
U.S. Corporate Bonds	10.43
U.S. Mortgage-backed Securities	9.11
U.S. investment grade bonds	8.00
U.S. government bonds	7.09
U.S. high yield bonds	7.00
U.S. Asset-backed Securities	5.06
Bank loans	4.00
International Corporate Bonds	3.79

**TOP 10 HOLDINGS %**

Amazon.com Inc.	2.60
Alphabet Inc. Cl A	2.54
Microsoft Corp.	2.34
Cheniere Energy Inc. Com New	2.22
American Tower Corp.	2.22
Crown Castle Inc.	2.10
KKR & Co. Inc.	2.02
Elanco Animal Health Inc.	1.88
Comcast Corp. Cl A	1.76
Taiwan Semiconductor Manufacturing Co. Ltd. Sponsored ADR Sponsored ADR	1.73

Source for all data: Transmission Media, as at February 28, 2026. ±For illustration purposes only. \* Open <sup>1</sup> Estimated MER for the current year. \*\* Additional fees apply to the IncomePlus and EstatePlus guarantee options and are paid annually out of the Contract. These fees are not reflected in the performance.

Any amount that is allocated to a segregated fund is invested at the risk of the contractholder and may increase or decrease in value. Returns shown are after the MER has been deducted. Performance histories are not indicative of future performance. The Growth of \$10,000 chart shown is used only to illustrate the effects of the compound growth rate and is not intended to reflect future values of the segregated fund. For information on guarantees, fees and expenses that may apply to segregated funds, please read the Information Folder, Contract and Fund Facts of the segregated funds. The Manufacturers Life Insurance Company (Manulife) is the issuer of Manulife segregated fund contracts and the guarantor of any guarantee provisions therein. Manulife Investment Management is a trade name of Manulife. Manulife, Stylized M Design, and Manulife Investment Management & Design are trademarks of The Manufacturers Life Insurance Company and are used by it, and its affiliates under license.