

Manulife Moderate Portfolio Seg RESP

MANULIFE SEGREGATED FUND RESP

Front-end, Back-end, Low-load, No-load with CB · Performance as at August 31, 2025 · Holdings as at July 31, 2025

GROWTH OF \$10,000 *



OVERVIEW

Inception Date: May 4, 2020

Asset Class:

Global Fixed Income Balanced

Net Assets: \$273.1 million

Risk: Low to Medium



Fund Status: Open *

Management Fee: 2.24%

Management Expense Ratio¹: 2.52%

AWARDS



UNDERLYING FUND INFORMATION

Name: Manulife Moderate Portfolio

Underlying Fund Manager:

Manulife Investment Management Limited

Portfolio Managers: Nathan Thooft, James Robertson

FUND CODES

Sales option	Fund code	Fund Status
FE	MSE3271	Open
BE	MSE3371	SWO
LL	MSE3971	SWO
NLCB2	MSE3871	Open

INVESTMENT OBJECTIVE

This Fixed Income Portfolio aims to primarily achieve long-term growth consistent with capital preservation along with a secondary focus on income. The Portfolio seeks to accomplish its objective by primarily investing in securities of Underlying Funds and/or ETFs. These Underlying Funds and/or ETFs generally invest in domestic and global fixed income securities and/or domestic and global equity securities.

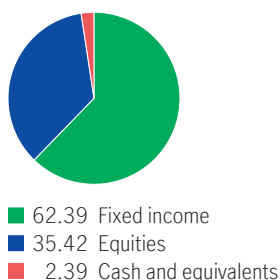
CALENDAR RETURNS ** %

2016	2017	2018	2019	2020	2021	2022	2023	2024
—	—	—	—	—	4.09	-10.90	7.70	9.17

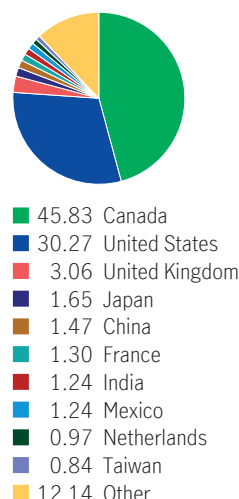
COMPOUND RETURNS ** %

1 mth	3 mths	6 mths	YTD	1 yr	3 yrs	5 yrs	10 yrs	Incept.
1.06	2.70	1.96	4.02	6.63	7.08	3.27	—	4.40

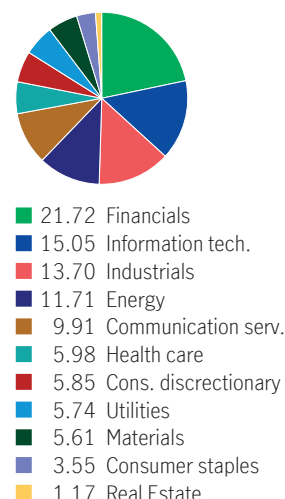
ASSET ALLOCATION %



GEOGRAPHIC ALLOCATION %



SECTOR ALLOCATION %



FIXED INCOME ALLOCATION %

Canadian Corporate Bonds	14.10
Canadian investment grade bonds	13.83
Floating rate bank loans	11.50
Canadian provincial bonds	8.64
U.S. high yield bonds	7.87
International Corporate Bonds	7.16
U.S. Corporate Bonds	6.42
International government bonds	4.43
Canadian government bonds	4.23
U.S. investment grade bonds	3.62

UNDERLYING FUND HOLDINGS %

Manulife Bond Fund	21.15
Manulife Strategic Income Fund	14.41
iShares 1-5 Year Laddered Corporate Bond Index ETF	5.75
MIM Emerging Markets Corporate Debt Pooled Fund	5.47
Manulife Global Unconstrained Bond Fund	5.30
Manulife Corporate Bond Fund	4.96
Manulife World Investment Fund	4.39
Manulife Multifactor Canadian Large Cap	4.38
Manulife U.S. All Cap Equity Fund	4.35
Manulife Fundamental Equity Fund	4.23

Source for all data: Transmission Media, as at August 31, 2025. * For illustration purposes only. * Open ¹ Estimated MER for the current year. ** Additional fees apply to the IncomePlus and EstatePlus guarantee options and are paid annually out of the Contract. These fees are not reflected in the performance.

Any amount that is allocated to a segregated fund is invested at the risk of the contractholder and may increase or decrease in value. Returns shown are after the MER has been deducted. Performance histories are not indicative of future performance. The Growth of \$10,000 chart shown is used only to illustrate the effects of the compound growth rate and is not intended to reflect future values of the segregated fund. For information on guarantees, fees and expenses that may apply to segregated funds, please read the Information Folder, Contract and Fund Facts of the segregated funds. The FundGrade A+® rating is used with permission from Fundata Canada Inc., all rights reserved. Fundata is a leading provider of market and investment funds data to the Canadian financial services industry and business media. The Fund-Grade A+® rating identifies funds that have consistently demonstrated the best risk-adjusted returns throughout an entire calendar year. For more information on the rating system, please visit www.Fundata.com/ProductsServices/FundGrade.aspx. The Manufacturers Life Insurance Company (Manulife) is the issuer of Manulife segregated fund contracts and the guarantor of any guarantee provisions therein. Manulife Investment Management is a trade name of Manulife. Manulife, Stylized M Design, and Manulife Investment Management & Design are trademarks of The Manufacturers Life Insurance Company and are used by it, and its affiliates under license.