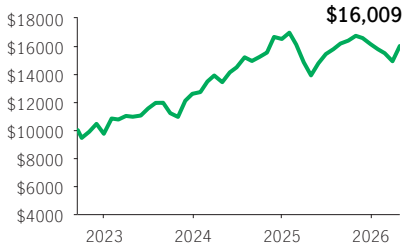


Manulife U.S. All Cap Equity Seg RESP

MANULIFE SEGREGATED FUND RESP

(Front-end, Back-end, Low-load, No-load with CB) · Performance as at April 30, 2026 · Holdings as at February 28, 2026

GROWTH OF \$10,000 ±



INVESTMENT OBJECTIVE

The Fund seeks to provide long-term capital appreciation by investing primarily in equity securities of U.S. companies of all sizes.

CALENDAR RETURNS ** %

2017	2018	2019	2020	2021	2022	2023	2024	2025
—	—	—	—	—	—	29.30	31.11	-2.26

COMPOUND RETURNS ** %

1 mth	3 mths	6 mths	YTD	1 yr	3 yrs	5 yrs	10 yrs	Incept.
7.29	1.45	-4.35	-0.80	15.08	13.48	—	—	13.63


OVERVIEW

Inception Date: September 14, 2022

Asset Class: U.S. Equity

Net Assets: \$564.4 million

Risk: Medium to High



Fund Status: Open *

Management Fee: 2.09%

Management Expense Ratio¹: 2.82%

UNDERLYING FUND INFORMATION

Name: Manulife U.S. All Cap Equity Fund

Underlying Fund Manager:

Manulife Investment Management Limited

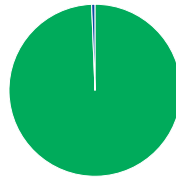
Portfolio Sub-Advisor: Manulife Investment Management (US) LLC

Portfolio Management Team: Manulife U.S. Core Value Equity Team

FUND CODES

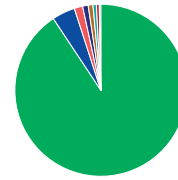
Sales option	Fund code	Fund Status
FE	MSE3280	Open
BE	MSE3980	SWO
LL	MSE3380	SWO
NLCB2	MSE3880	Open

ASSET ALLOCATION %



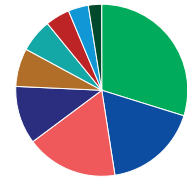
- 99.60 Equities
- 0.63 Cash and equivalents

GEOGRAPHIC ALLOCATION %



- 90.68 United States
- 4.33 Taiwan
- 1.58 South Korea
- 1.04 Italy
- 0.90 Ireland
- 0.62 Israel
- 0.54 United Kingdom
- 0.30 Canada

SECTOR ALLOCATION %



- 29.81 Information tech.
- 17.75 Cons. discretionary
- 17.25 Health care
- 10.93 Communication serv.
- 7.18 Financials
- 6.22 Industrials
- 4.57 Real Estate
- 3.80 Energy
- 2.50 Consumer staples

TOP 10 HOLDINGS %

Amazon.com Inc.	7.34
Microsoft Corp.	7.05
Alphabet Inc. Cl A	6.33
Taiwan Semiconductor Manufacturing Co. Ltd. Sponsored ADR Sponsored Adr	4.34
Cheniere Energy Inc. Com New	3.79
NVIDIA Corp.	3.69
KKR & Co. Inc.	3.34
Lennar Corp. Cl A	3.34
Roper Technologies Inc.	2.99
Hologic Inc.	2.84

Source for all data: Transmission Media, as at April 30, 2026. ±For illustration purposes only. * Open ¹ Estimated MER for the current year. ** Additional fees apply to the IncomePlus and EstatePlus guarantee options and are paid annually out of the Contract. These fees are not reflected in the performance.

Any amount that is allocated to a segregated fund is invested at the risk of the contractholder and may increase or decrease in value. Returns shown are after the MER has been deducted. Performance histories are not indicative of future performance. The Growth of \$10,000 chart shown is used only to illustrate the effects of the compound growth rate and is not intended to reflect future values of the segregated fund. For information on guarantees, fees and expenses that may apply to segregated funds, please read the Information Folder, Contract and Fund Facts of the segregated funds. The Manufacturers Life Insurance Company (Manulife) is the issuer of Manulife segregated fund contracts and the guarantor of any guarantee provisions therein. Manulife Investment Management is a trade name of Manulife. Manulife, Stylized M Design, and Manulife Investment Management & Design are trademarks of The Manufacturers Life Insurance Company and are used by it, and its affiliates under license.