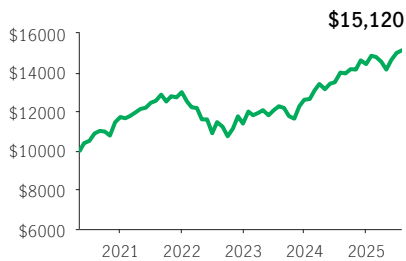


Manulife Growth Portfolio Seg RESP

MANULIFE SEGREGATED FUND RESP

Front-end, Back-end, Low-load, No-load with CB · Performance as at July 31, 2025 · Holdings as at June 30, 2025

GROWTH OF \$10,000 *



OVERVIEW

Inception Date: May 4, 2020

Asset Class: Global Equity Balanced

Net Assets: \$317.0 million

Risk: Low to Medium

Low High

Fund Status: Open *

Management Fee: 2.47%

Management Expense Ratio¹: 2.73%

UNDERLYING FUND INFORMATION

Name: Manulife Growth Portfolio

Underlying Fund Manager:

Manulife Investment Management Limited

Portfolio Managers: Nathan Thooft, James Robertson

FUND CODES

Sales option	Fund code	Fund Status
FE	MSE3270	Open
BE	MSE3370	SWO
LL	MSE3970	SWO
NLCB2	MSE3870	Open

INVESTMENT OBJECTIVE

This Global Equity Portfolio aims to achieve long-term capital appreciation. The Portfolio seeks to accomplish its objective by primarily investing in securities of Underlying Funds and/or ETFs. These Underlying Funds and/or ETFs generally invest in domestic and global equity securities and/or domestic and global fixed income securities.

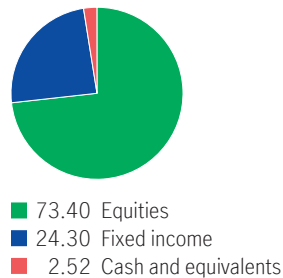
CALENDAR RETURNS ** %

2016	2017	2018	2019	2020	2021	2022	2023	2024
—	—	—	—	—	10.84	-12.37	10.69	14.44

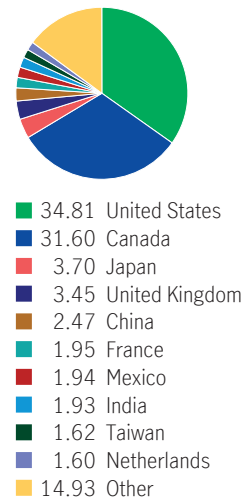
COMPOUND RETURNS ** %

1 mth	3 mths	6 mths	YTD	1 yr	3 yrs	5 yrs	10 yrs	Incept.
0.87	6.94	1.85	4.85	8.10	9.69	6.80	—	8.32

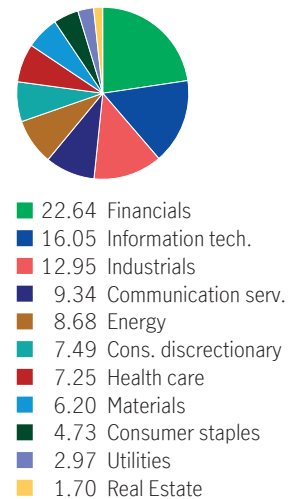
ASSET ALLOCATION %



GEOGRAPHIC ALLOCATION %



SECTOR ALLOCATION %



FIXED INCOME ALLOCATION %

International Corporate Bonds	10.82
Floating rate bank loans	10.69
Canadian Corporate Bonds	10.52
Canadian investment grade bonds	9.60
U.S. high yield bonds	9.52
Canadian provincial bonds	7.55
U.S. Corporate Bonds	6.67
Canadian government bonds	5.28
International investment grade bonds	3.83
International government bonds	3.42

UNDERLYING FUND HOLDINGS %

Manulife Bond Fund	6.73
Manulife U.S. All Cap Equity Fund	6.42
Manulife Global Dividend Fund	6.12
Manulife Multifactor Canadian Large Cap	6.10
Manulife Fundamental Equity Fund	6.07
Manulife World Investment Fund	5.82
Manulife Dividend Income Fund	5.32
Manulife Growth Opportunities Fund	5.00
Manulife Multifactor US Large Cap Index	4.53
MIM Global Small Cap Equity Pooled Fund	4.53

Source for all data: Transmission Media, as at July 31, 2025. ±For illustration purposes only. * Open ¹ Estimated MER for the current year. ** Additional fees apply to the IncomePlus and EstatePlus guarantee options and are paid annually out of the Contract. These fees are not reflected in the performance.

Any amount that is allocated to a segregated fund is invested at the risk of the contractholder and may increase or decrease in value. Returns shown are after the MER has been deducted. Performance histories are not indicative of future performance. The Growth of \$10,000 chart shown is used only to illustrate the effects of the compound growth rate and is not intended to reflect future values of the segregated fund. For information on guarantees, fees and expenses that may apply to segregated funds, please read the Information Folder, Contract and Fund Facts of the segregated funds. The Manufacturers Life Insurance Company (Manulife) is the issuer of Manulife segregated fund contracts and the guarantor of any guarantee provisions therein. Manulife Investment Management is a trade name of Manulife. Manulife, Stylized M Design, and Manulife Investment Management & Design are trademarks of The Manufacturers Life Insurance Company and are used by it, and its affiliates under license.