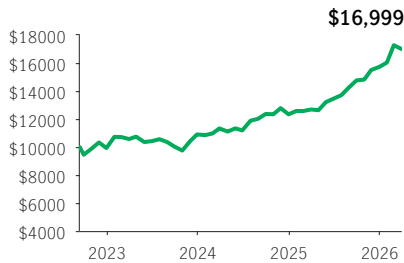


**Manulife Smart Dividend ETF Seg RESP**

**MANULIFE SEGREGATED FUND RESP**

(Front-end, Back-end, Low-load, No-load with CB) · Performance as at March 31, 2026 · Holdings as at February 28, 2026

**GROWTH OF \$10,000 ±**



**INVESTMENT OBJECTIVE**

The Fund seeks to provide a steady flow of income and long-term capital appreciation by investing primarily in a diversified portfolio of Canadian dividend paying securities.

**CALENDAR RETURNS \*\* %**

2017	2018	2019	2020	2021	2022	2023	2024	2025
—	—	—	—	—	—	9.78	13.16	27.47

**COMPOUND RETURNS \*\* %**

1 mth	3 mths	6 mths	YTD	1 yr	3 yrs	5 yrs	10 yrs	Incept.
-1.63	8.04	15.10	8.04	33.95	17.14	—	—	15.94

**OVERVIEW**

**Inception Date:** September 14, 2022

**Asset Class:**

Canadian Dividend and Income Equity

**Net Assets:** \$165.5 million

**Risk:** Medium



**Fund Status:** Open †

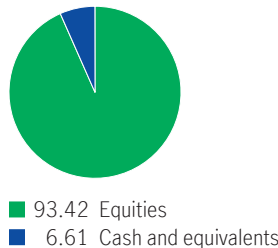
**Management Fee:** 2.24%

**Management Expense Ratio<sup>1</sup>:** 2.49%

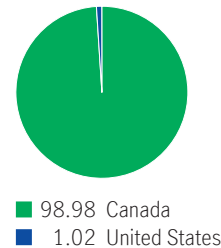
**AWARDS**



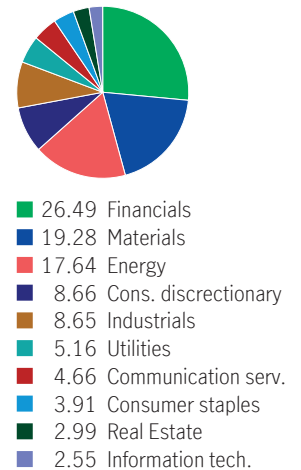
**ASSET ALLOCATION %**



**GEOGRAPHIC ALLOCATION %**



**SECTOR ALLOCATION %**



**UNDERLYING FUND INFORMATION**

**Name:** Manulife Smart Dividend ETF

**Underlying Fund Manager:**

Manulife Investment Management Limited

**Portfolio Management Team:** Manulife

Systematic Equity Beta Team(part of the Multi-Asset Solutions Team)

**TOP 10 HOLDINGS %**

Toronto-Dominion Bank Com New	4.02
Nutrien Ltd.	3.86
Bank of Montreal	3.78
Barrick Gold Corporation	3.76
Canadian Imperial Bank of Commerce	3.74
B2Gold Corp.	3.62
Bank of Nova Scotia (The)	3.55
Canadian Natural Resources Ltd.	3.51
Canadian National Railway Company	3.38
Whitecap Resources Inc. Com New	3.37

**FUND CODES**

Sales option	Fund code	Fund Status
FE	MSE3278	Open
BE	MSE3978	SWO
LL	MSE3378	SWO
NLCB2	MSE3878	Open

Source for all data: Transmission Media, as at March 31, 2026. ±For illustration purposes only. † Open † Estimated MER for the current year. \*\* Additional fees apply to the IncomePlus and EstatePlus guarantee options and are paid annually out of the Contract. These fees are not reflected in the performance.

Any amount that is allocated to a segregated fund is invested at the risk of the contractholder and may increase or decrease in value. Returns shown are after the MER has been deducted. Performance histories are not indicative of future performance. The Growth of \$10,000 chart shown is used only to illustrate the effects of the compound growth rate and is not intended to reflect future values of the segregated fund. For information on guarantees, fees and expenses that may apply to segregated funds, please read the Information Folder, Contract and Fund Facts of the segregated funds. The FundGrade A+® rating is used with permission from Fundata Canada Inc., all rights reserved. Fundata is a leading provider of market and investment funds data to the Canadian financial services industry and business media. The Fund-Grade A+® rating identifies funds that have consistently demonstrated the best risk-adjusted returns throughout an entire calendar year. For more information on the rating system, please visit <https://www.fundata.com/fundgrade>. The Manufacturers Life Insurance Company (Manulife) is the issuer of Manulife segregated fund contracts and the guarantor of any guarantee provisions therein. Manulife Investment Management is a trade name of Manulife. Manulife, Stylized M Design, and Manulife Investment Management & Design are trademarks of The Manufacturers Life Insurance Company and are used by it, and its affiliates under license.