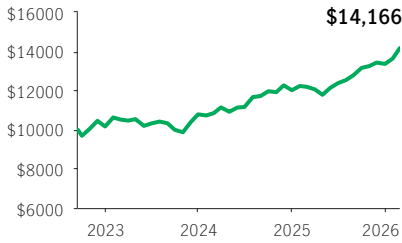


Manulife Smart Balanced Dividend ETF Bundle Seg RESP

MANULIFE SEGREGATED FUND RESP

(Front-end, Back-end, Low-load, No-load with CB) · Performance as at February 28, 2026 · Holdings as at January 31, 2026

GROWTH OF \$10,000 ±



OVERVIEW

Inception Date: September 14, 2022

Asset Class: Canadian Neutral Balanced

Net Assets: \$136.5 million

Risk: Low to Medium



Fund Status: Open *

Management Fee: 2.08%

Management Expense Ratio¹: 2.36%

UNDERLYING FUND INFORMATION

Name: Manulife Smart Balanced Dividend ETF Bundle

Underlying Fund Manager:

Manulife Investment Management Limited

Portfolio Management Team: Manulife

Multi-Asset Solutions Team

FUND CODES

Sales option	Fund code	Fund Status
FE	MSE3293	Open
BE	MSE3993	SWO
LL	MSE3393	SWO
NLCB2	MSE3893	Open

INVESTMENT OBJECTIVE

The Fund seeks to provide a combination of income and capital appreciation by investing in the Manulife Smart Balanced Dividend ETF Bundle, or a substantially similar fund, which primarily invests in securities of exchanged-traded funds to gain exposure to Canadian and U.S. equity and fixed income securities.

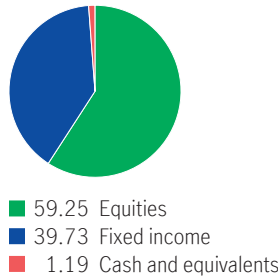
CALENDAR RETURNS ** %

2017	2018	2019	2020	2021	2022	2023	2024	2025
—	—	—	—	—	—	6.08	11.42	11.17

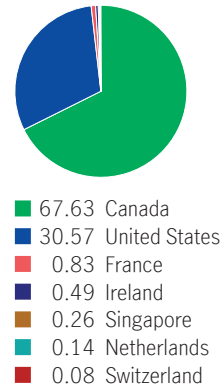
COMPOUND RETURNS ** %

1 mth	3 mths	6 mths	YTD	1 yr	3 yrs	5 yrs	10 yrs	Incept.
3.95	5.51	10.86	6.06	16.24	10.43	—	—	10.52

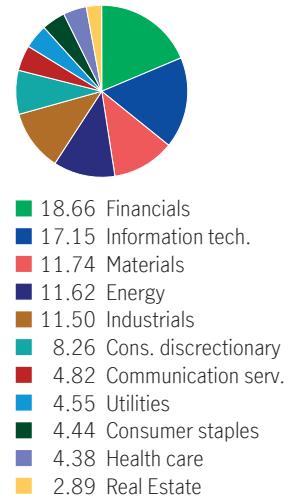
ASSET ALLOCATION %



GEOGRAPHIC ALLOCATION %



SECTOR ALLOCATION %



FIXED INCOME ALLOCATION %

Category	Percentage
Canadian investment grade bonds	52.03
Canadian Corporate Bonds	41.33
U.S. Corporate Bonds	3.08
International Corporate Bonds	2.08
Canadian Asset-backed Securities	1.06
U.S. investment grade bonds	0.42

UNDERLYING FUND HOLDINGS %

Underlying Fund	Percentage
Manulife Smart Corporate Bond ETF	39.77
Manulife Smart U.S. Dividend ETF	30.18
Manulife Smart Dividend ETF	29.53

Source for all data: Transmission Media, as at February 28, 2026. ±For illustration purposes only. * Open ¹ Estimated MER for the current year. ** Additional fees apply to the IncomePlus and EstatePlus guarantee options and are paid annually out of the Contract. These fees are not reflected in the performance.

Any amount that is allocated to a segregated fund is invested at the risk of the contractholder and may increase or decrease in value. Returns shown are after the MER has been deducted. Performance histories are not indicative of future performance. The Growth of \$10,000 chart shown is used only to illustrate the effects of the compound growth rate and is not intended to reflect future values of the segregated fund. For information on guarantees, fees and expenses that may apply to segregated funds, please read the Information Folder, Contract and Fund Facts of the segregated funds. The Manufacturers Life Insurance Company (Manulife) is the issuer of Manulife segregated fund contracts and the guarantor of any guarantee provisions therein. Manulife Investment Management is a trade name of Manulife. Manulife, Stylized M Design, and Manulife Investment Management & Design are trademarks of The Manufacturers Life Insurance Company and are used by it, and its affiliates under license.