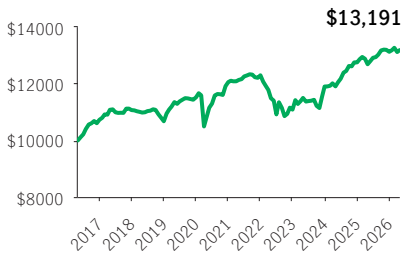


Manulife Corporate Bond Seg RESP

MANULIFE SEGREGATED FUND RESP

(Front-end, Back-end, Low-load, No-load with CB) · Performance as at April 30, 2026 · Holdings as at March 31, 2026

GROWTH OF \$10,000 *



INVESTMENT OBJECTIVE

The Fund seeks to obtain long-term returns and a steady flow of income. The Fund invests primarily in a diversified portfolio of Canadian and U.S. investment grade corporate and high yield bonds.

CALENDAR RETURNS ** %

2017	2018	2019	2020	2021	2022	2023	2024	2025
3.20	-3.57	7.91	4.67	2.00	-9.85	7.34	7.15	2.94

COMPOUND RETURNS ** %

1 mth	3 mths	6 mths	YTD	1 yr	3 yrs	5 yrs	10 yrs	Incept.
0.53	0.04	-0.12	0.46	3.94	4.67	1.68	2.81	2.27

OVERVIEW

Inception Date: May 6, 2013

Asset Class: Multi-Sector Fixed Income

Net Assets: \$71.0 million

Risk: Low



Fund Status: Open *

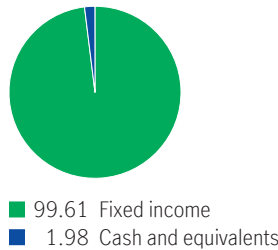
Management Fee: 1.59%

Management Expense Ratio¹: 2.19%

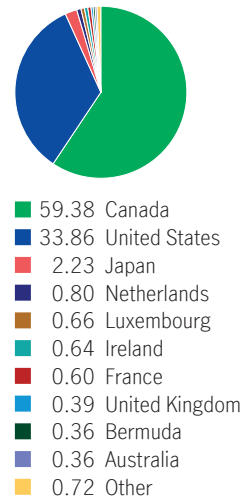
AWARDS



ASSET ALLOCATION %



GEOGRAPHIC ALLOCATION %



UNDERLYING FUND INFORMATION

Name: Manulife Corporate Bond Fund

Underlying Fund Manager:

Manulife Investment Management Limited

Portfolio Management Team: Manulife

Canadian Fixed Income Team

FUND CODES

Sales option	Fund code	Fund Status
FE	MSE3253	Open
BE	MSE3353	SWO
LL	MSE3953	SWO
NLCB2	MSE3853	Open

FIXED INCOME ALLOCATION %

Floating rate bank loans	28.16
Canadian Corporate Bonds	16.04
U.S. Corporate Bonds	15.69
Canadian investment grade bonds	9.22
U.S. high yield bonds	6.99
International Corporate Bonds	4.48
Canadian high yield bonds	4.20
Canadian government bonds	2.86
U.S. federal bonds	1.91
U.S. Asset-backed Securities	1.90

TOP 10 HOLDINGS %

United States Treasury Note, 4.75%, 2/15/2056	1.83
Gov. of Canada, 2.75%, 12/1/2055	1.75
United States Treasury Note, 4.13%, 8/15/2044	1.65
Brookfield Finance Inc. (FRN), 6.3%, 1/15/2055	1.63
Enbridge Inc. (FRN), 8.25%, 1/15/2084	1.44
ROGERS COMMUNICATIONS INC FRN 31JUL56	1.37
Brookfield Infrastructure Finance ULC, 5.44%, 4/25/2034	1.10
Algonquin Power & Utilities Corp. (FRN), 4.75%, 1/18/2082	0.93
ATCO Ltd. (FRN), 5.5%, 11/1/2078	0.85
Capital Power (US Holdings) Inc., 6.19%, 6/1/2035	0.79

Source for all data: Transmission Media, as at April 30, 2026. * For illustration purposes only. * Open ¹ Estimated MER for the current year. ** Additional fees apply to the IncomePlus and EstatePlus guarantee options and are paid annually out of the Contract. These fees are not reflected in the performance.

Any amount that is allocated to a segregated fund is invested at the risk of the contractholder and may increase or decrease in value. Returns shown are after the MER has been deducted. Performance histories are not indicative of future performance. The Growth of \$10,000 chart shown is used only to illustrate the effects of the compound growth rate and is not intended to reflect future values of the segregated fund. For information on guarantees, fees and expenses that may apply to segregated funds, please read the Information Folder, Contract and Fund Facts of the segregated funds. The FundGrade A+® rating is used with permission from Fundata Canada Inc., all rights reserved. Fundata is a leading provider of market and investment funds data to the Canadian financial services industry and business media. The Fund-Grade A+® rating identifies funds that have consistently demonstrated the best risk-adjusted returns throughout an entire calendar year. For more information on the rating system, please visit <https://www.fundata.com/fundgrade>. The Manufacturers Life Insurance Company (Manulife) is the issuer of Manulife segregated fund contracts and the guarantor of any guarantee provisions therein. Manulife Investment Management is a trade name of Manulife. Manulife, Stylized M Design, and Manulife Investment Management & Design are trademarks of The Manufacturers Life Insurance Company and are used by it, and its affiliates under license.