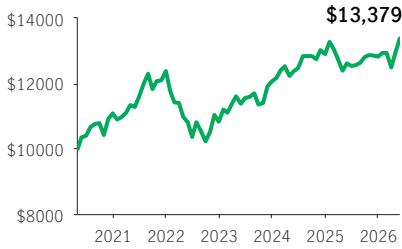


**Manulife Global Balanced Seg RESP**

**MANULIFE SEGREGATED FUND RESP**

(Front-end, Back-end, Low-load, No-load with CB) · Performance as at May 31, 2026 · Holdings as at April 30, 2026

**GROWTH OF \$10,000 ±**



**INVESTMENT OBJECTIVE**

The Fund seeks to provide a combination of income and capital appreciation by investing primarily in a global diversified portfolio of equity and fixed income securities.

**CALENDAR RETURNS \*\* %**

2017	2018	2019	2020	2021	2022	2023	2024	2025
—	—	—	—	11.69	-12.54	11.34	6.97	-0.59

**COMPOUND RETURNS \*\* %**

1 mth	3 mths	6 mths	YTD	1 yr	3 yrs	5 yrs	10 yrs	Incept.
3.23	3.43	4.10	4.36	6.06	5.54	3.47	—	5.01

**OVERVIEW**

**Inception Date:** May 4, 2020

**Asset Class:** Global Neutral Balanced

**Net Assets:** \$1.0 billion

**Risk:** Low to Medium



**Fund Status:** Open \*

**Management Fee:** 2.36%

**Management Expense Ratio<sup>1</sup>:** 2.63%

**UNDERLYING FUND INFORMATION**

**Name:** Manulife Global Balanced Fund

**Underlying Fund Manager:**

Manulife Investment Management Limited

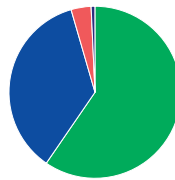
**Portfolio Sub-Advisor:** Mawer Investment Management Ltd.

**Portfolio Management Team:** Mawer Investment Management Ltd.

**FUND CODES**

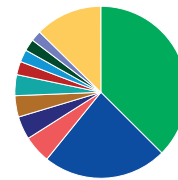
Sales option	Fund code	Fund Status
FE	MSE3272	Open
BE	MSE3372	SWO
LL	MSE3972	SWO
NLCB2	MSE3872	Open

**ASSET ALLOCATION %**



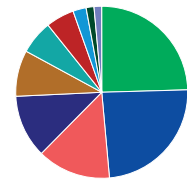
- 59.72 Equities
- 36.03 Fixed income
- 3.77 Cash and equivalents
- 0.72 Mutual funds

**GEOGRAPHIC ALLOCATION %**



- 37.48 United States
- 23.33 Canada
- 5.20 United Kingdom
- 4.34 France
- 4.01 Ireland
- 3.94 Taiwan
- 2.51 Italy
- 2.32 Japan
- 2.22 South Korea
- 2.02 Norway
- 12.62 Other

**SECTOR ALLOCATION %**



- 24.55 Financials
- 24.02 Information tech.
- 13.83 Communication serv.
- 11.86 Industrials
- 8.67 Cons. discretionary
- 6.35 Health care
- 5.33 Consumer staples
- 2.48 Utilities
- 1.47 Energy
- 1.44 Materials

**FIXED INCOME ALLOCATION %**

Floating rate bank loans	19.93
Canadian provincial bonds	14.31
International Asset-backed Securities	11.30
Canadian Corporate Bonds	10.85
International Corporate Bonds	8.09
U.S. Corporate Bonds	7.30
Canadian investment grade bonds	5.70
U.S. high yield bonds	4.96
Canadian government bonds	3.08
U.S. Asset-backed Securities	3.08

**TOP 10 HOLDINGS %**

Alphabet Inc. Cap Stk Cl C	3.64
Taiwan Semiconductor Manufacturing Co. Ltd. Twse Listed Stocks	3.57
Microsoft Corp.	2.80
Amazon.com Inc.	2.76
Gov. of Canada, 7/15/2026	2.15
Visa Inc. Com Cl A	1.84
SK hynix Inc. Shs	1.77
Marsh & McLennan Cos.	1.67
Berkshire Hathaway Inc. Cl A	1.54
Meta Platforms Inc. Cl A	1.49

Source for all data: Transmission Media, as at May 31, 2026. ±For illustration purposes only. \* Open <sup>1</sup> Estimated MER for the current year. \*\* Additional fees apply to the IncomePlus and EstatePlus guarantee options and are paid annually out of the Contract. These fees are not reflected in the performance.

Any amount that is allocated to a segregated fund is invested at the risk of the contractholder and may increase or decrease in value. Returns shown are after the MER has been deducted. Performance histories are not indicative of future performance. The Growth of \$10,000 chart shown is used only to illustrate the effects of the compound growth rate and is not intended to reflect future values of the segregated fund. For information on guarantees, fees and expenses that may apply to segregated funds, please read the Information Folder, Contract and Fund Facts of the segregated funds. The Manufacturers Life Insurance Company (Manulife) is the issuer of Manulife segregated fund contracts and the guarantor of any guarantee provisions therein. Manulife Investment Management is a trade name of Manulife. Manulife, Stylized M Design, and Manulife Investment Management & Design are trademarks of The Manufacturers Life Insurance Company and are used by it, and its affiliates under license.