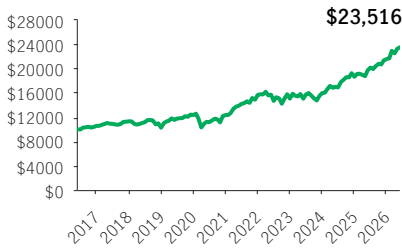


Ideal Canadian Dividend Growth Fund

IDEAL SEGREGATED FUNDS

Back-end · Performance as at May 31, 2026 · Holdings as at March 31, 2026

GROWTH OF \$10,000 ±



INVESTMENT OBJECTIVE

The Fund seeks to generate both capital growth and income by primarily investing in a diversified portfolio of dividend paying Canadian equities.

CALENDAR RETURNS ** %

2017	2018	2019	2020	2021	2022	2023	2024	2025
7.07	-9.26	20.28	-0.01	26.85	-3.90	5.87	16.97	15.62

COMPOUND RETURNS ** %

1 mth	3 mths	6 mths	YTD	1 yr	3 yrs	5 yrs	10 yrs	Incept.
0.98	2.49	10.08	8.93	19.18	16.01	11.06	8.93	7.51

OVERVIEW

Inception Date: December 21, 1998

Asset Class:

Canadian Dividend and Income Equity

Net Assets: \$238.1 million

Risk: Medium

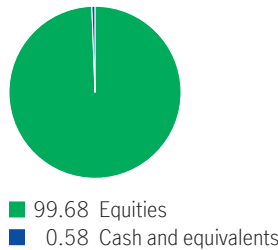


Fund Status: SWO *

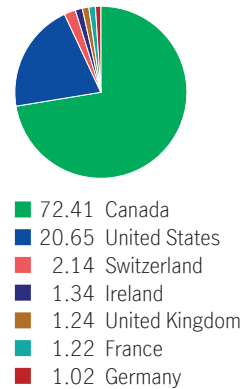
Management Fee: 2.40%

Management Expense Ratio¹: 2.67%

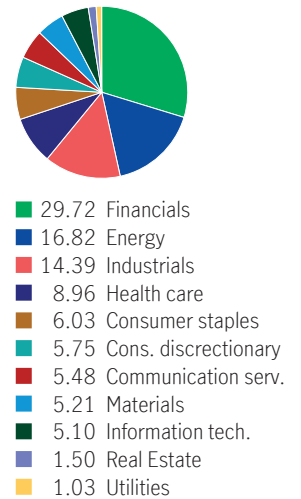
ASSET ALLOCATION %



GEOGRAPHIC ALLOCATION %



SECTOR ALLOCATION %



UNDERLYING FUND INFORMATION

Name: Manulife Canadian Dividend Growth Fund

Underlying Fund Manager:

Manulife Investment Management Limited

Portfolio Management Team: Manulife

Fundamental Equity Team

FUND CODES

Sales option	Fund code	Fund Status
BE	SLI10005	SWO

TOP 10 HOLDINGS %

Royal Bank of Canada	6.97
Toronto-Dominion Bank Com New	6.60
Canadian Natural Resources Ltd.	5.95
Enbridge Inc.	3.82
Abbott Laboratories	3.57
Suncor Energy Inc.	3.20
Waste Connections Inc.	2.98
The North West Company Inc. Var Vtg & Com	2.88
Vtg Sh	
Intact Financial Corporation	2.76
TMX Group Limited	2.72

Source for all data: Transmission Media, as at May 31, 2026. ±For illustration purposes only. * Open to switches-in only ¹ Estimated MER for the current year. ** Additional fees apply to the IncomePlus and EstatePlus guarantee options and are paid annually out of the Contract. These fees are not reflected in the performance.

Any amount that is allocated to a segregated fund is invested at the risk of the contractholder and may increase or decrease in value. Returns shown are after the MER has been deducted. Performance histories are not indicative of future performance. The Growth of \$10,000 chart shown is used only to illustrate the effects of the compound growth rate and is not intended to reflect future values of the segregated fund. For information on guarantees, fees and expenses that may apply to segregated funds, please read the Information Folder, Contract and Fund Facts of the segregated funds. The Manufacturers Life Insurance Company (Manulife) is the issuer of Manulife segregated fund contracts and the guarantor of any guarantee provisions therein. Manulife Investment Management is a trade name of Manulife. Manulife, Stylized M Design, and Manulife Investment Management & Design are trademarks of The Manufacturers Life Insurance Company and are used by it, and its affiliates under license.