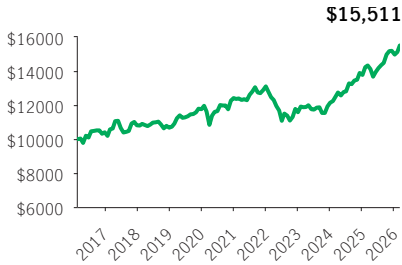


**Ideal Fidelity Global Monthly Income Fund**

**IDEAL SEGREGATED FUNDS SIGNATURE 2.0**

Ideal 100/100 Series · Performance as at February 28, 2026 · Holdings as at January 31, 2026

**GROWTH OF \$10,000 ±**



**INVESTMENT OBJECTIVE**

The Fund aims to achieve a combination of a steady flow of income and the potential for capital gains. It invests primarily in a mix of equity securities and fixed income securities located anywhere in the world.

**CALENDAR RETURNS \*\* %**

2017	2018	2019	2020	2021	2022	2023	2024	2025
3.95	-1.31	10.18	5.58	5.54	-11.61	4.78	13.52	8.68

**COMPOUND RETURNS \*\* %**

1 mth	3 mths	6 mths	YTD	1 yr	3 yrs	5 yrs	10 yrs	Incept.
2.57	2.08	7.07	3.60	8.21	9.31	4.59	4.49	5.06

**OVERVIEW**

**Inception Date:** November 17, 2014

**Asset Class:** Global Neutral Balanced

**Net Assets:** \$32.5 million

**Risk:** Low to Medium



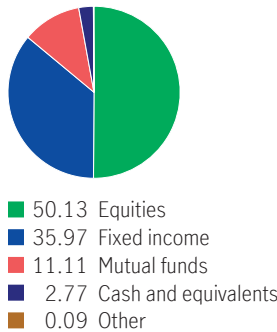
**Fund Status:** SWO \*

**Management Fee:** 2.80%

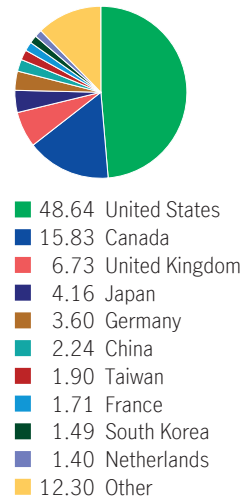
**Management Expense Ratio<sup>1</sup>:** 3.92%

**Insurance Fee:** 0.65%

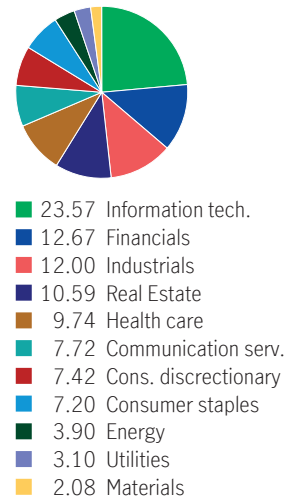
**ASSET ALLOCATION %**



**GEOGRAPHIC ALLOCATION %**



**SECTOR ALLOCATION %**



**UNDERLYING FUND INFORMATION**

**Name:** Fidelity Global Monthly Income Fund

**Underlying Fund Manager:**

Fidelity Investments Canada ULC

**FUND CODES**

Sales option	Fund code	Fund Status
BE	SLI45065	SWO
NL	SLI45066	SWO
LL	SLI45067	SWO

**FIXED INCOME ALLOCATION %**

International government bonds	24.19
U.S. government bonds	20.08
Convertibles	9.79
International Corporate Bonds	9.53
U.S. Corporate Bonds	9.13
U.S. Mortgage-backed Securities	8.22
International investment grade bonds	5.35
Other Fixed income	3.20
U.S. investment grade bonds	2.63
Preferred stocks	1.71

**TOP 10 HOLDINGS %**

Fidelity Global High Yield Investment Trust	11.11
Apple Inc.	2.16
iShares Comex Gold Trust ETF	1.98
Microsoft Corp.	1.96
Bx Commercial Mortgage Trust 2022-Lp2, 2/16/2027	1.90
Taiwan Semiconductor Manufacturing Co. Ltd. Twse Listed Stocks	1.88
Alphabet Inc. Cl A	1.87
Samsung Electronics Co. Ltd. Samsungelectronics	1.25
Rheinmetall AG Rheinmetall Aginhaber Aktien O N	1.17
High Yield Investments Directly Held	1.15

Source for all data: Transmission Media, as at February 28, 2026. ±For illustration purposes only. \* Open to switches-in only <sup>1</sup> Estimated MER for the current year. \*\* Additional fees apply to the IncomePlus and EstatePlus guarantee options and are paid annually out of the Contract. These fees are not reflected in the performance.

Any amount that is allocated to a segregated fund is invested at the risk of the contractholder and may increase or decrease in value. Returns shown are after the MER has been deducted. Performance histories are not indicative of future performance. The Growth of \$10,000 chart shown is used only to illustrate the effects of the compound growth rate and is not intended to reflect future values of the segregated fund. For information on guarantees, fees and expenses that may apply to segregated funds, please read the Information Folder, Contract and Fund Facts of the segregated funds. The Manufacturers Life Insurance Company (Manulife) is the issuer of Manulife segregated fund contracts and the guarantor of any guarantee provisions therein. Manulife Investment Management is a trade name of Manulife. Manulife, Stylized M Design, and Manulife Investment Management & Design are trademarks of The Manufacturers Life Insurance Company and are used by it, and its affiliates under license.