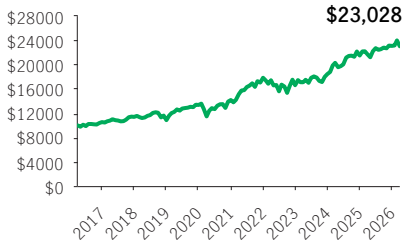


Ideal Canadian Equity Fund

IDEAL SEGREGATED FUNDS SIGNATURE 2.0

Ideal 100/100 Series · Performance as at March 31, 2026 · Holdings as at February 28, 2026

GROWTH OF \$10,000 ±



INVESTMENT OBJECTIVE

The investment objective of the Ideal Canadian Equity Fund is to provide superior capital appreciation by investing primarily in Canadian equities and equity-type securities.

CALENDAR RETURNS ** %

2017	2018	2019	2020	2021	2022	2023	2024	2025
8.19	-4.76	23.04	6.09	25.87	-6.89	10.93	16.68	7.37

COMPOUND RETURNS ** %

1 mth	3 mths	6 mths	YTD	1 yr	3 yrs	5 yrs	10 yrs	Incept.
-4.05	-0.31	0.91	-0.31	6.19	10.41	8.74	8.70	8.67

OVERVIEW

Inception Date: December 12, 2012

Asset Class: Canadian Focused Equity

Net Assets: \$111.0 million

Risk: Medium



Fund Status: SWO *

Management Fee: 2.30%

Management Expense Ratio¹: 3.73%

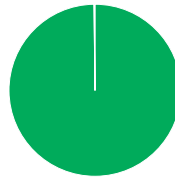
Insurance Fee: 1.00%

Fund Manager: Manulife

Portfolio Management Team: Manulife

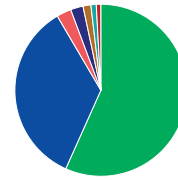
Fundamental Equity Team

ASSET ALLOCATION %



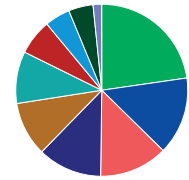
- 99.56 Equities
- 0.19 Cash and equivalents

GEOGRAPHIC ALLOCATION %



- 56.71 Canada
- 34.86 United States
- 2.74 Switzerland
- 2.36 United Kingdom
- 1.48 Ireland
- 1.00 Germany
- 0.85 France

SECTOR ALLOCATION %



- 22.72 Financials
- 14.64 Industrials
- 12.85 Materials
- 12.10 Information tech.
- 10.23 Health care
- 9.78 Energy
- 6.68 Cons. discretionary
- 4.78 Consumer staples
- 4.61 Communication serv.
- 1.61 Real Estate

FUND CODES

Sales option	Fund code	Fund Status
BE	SLI45245	SWO
NL	SLI45246	SWO
LL	SLI45247	SWO

TOP 10 HOLDINGS %

Royal Bank of Canada	3.96
Canadian Natural Resources Ltd.	3.88
Toronto-Dominion Bank Com New	3.37
Cencora Inc.	3.31
Microsoft Corp.	3.31
Waste Connections Inc.	3.23
Visa Inc. Com Cl A	3.14
Abbott Laboratories	3.14
TMX Group Limited	3.09
Canadian Pacific Kansas City Limited	3.05

Source for all data: Transmission Media, as at March 31, 2026. ±For illustration purposes only. * Open to switches-in only ¹ Estimated MER for the current year. ** Additional fees apply to the IncomePlus and EstatePlus guarantee options and are paid annually out of the Contract. These fees are not reflected in the performance.

Any amount that is allocated to a segregated fund is invested at the risk of the contractholder and may increase or decrease in value. Returns shown are after the MER has been deducted. Performance histories are not indicative of future performance. The Growth of \$10,000 chart shown is used only to illustrate the effects of the compound growth rate and is not intended to reflect future values of the segregated fund. For information on guarantees, fees and expenses that may apply to segregated funds, please read the Information Folder, Contract and Fund Facts of the segregated funds. The Manufacturers Life Insurance Company (Manulife) is the issuer of Manulife segregated fund contracts and the guarantor of any guarantee provisions therein. Manulife Investment Management is a trade name of Manulife. Manulife, Stylized M Design, and Manulife Investment Management & Design are trademarks of The Manufacturers Life Insurance Company and are used by it, and its affiliates under license.