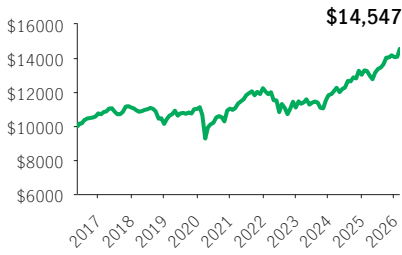


Ideal Franklin Canadian Balanced Fund

MANULIFE IDEAL SIGNATURE SELECT

Ideal 75/100 Series - Performance as at February 28, 2026 · Holdings as at January 31, 2026

GROWTH OF \$10,000 ±



INVESTMENT OBJECTIVE

The investment objective of this fund is to achieve a balance of current income and long-term capital appreciation by investing in a portfolio of Franklin Funds to achieve a balance of fixed income and equity investments.

CALENDAR RETURNS ** %

2017	2018	2019	2020	2021	2022	2023	2024	2025
3.27	-8.77	8.70	0.20	10.89	-9.33	6.59	10.14	7.95

COMPOUND RETURNS ** %

1 mth	3 mths	6 mths	YTD	1 yr	3 yrs	5 yrs	10 yrs	Incept.
3.31	2.68	6.73	3.49	9.88	8.73	5.64	—	3.90

OVERVIEW

Inception Date: May 17, 2016

Asset Class: Canadian Neutral Balanced

Net Assets: \$1.4 million

Risk: Low to Medium



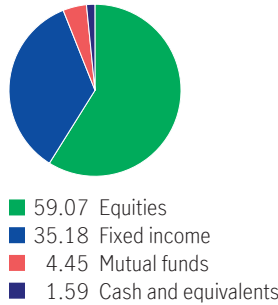
Fund Status: SWO *

Management Fee: 2.65%

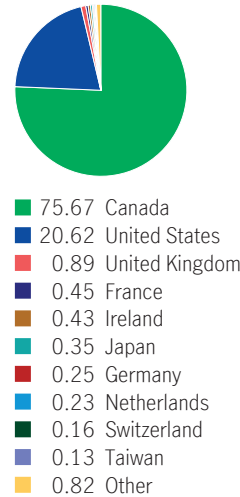
Management Expense Ratio¹: 3.57%

Insurance Fee: 0.50%

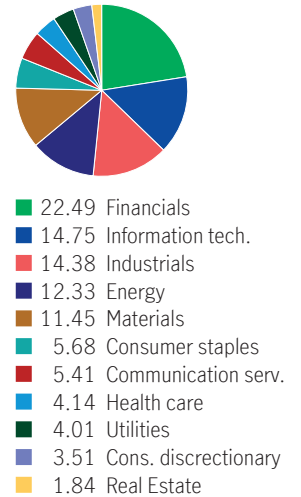
ASSET ALLOCATION %



GEOGRAPHIC ALLOCATION %



SECTOR ALLOCATION %



UNDERLYING FUND INFORMATION

Name: Franklin Canadian Balanced Fund

Underlying Fund Manager:

Franklin Templeton Investments Corp.

FUND CODES

Sales option	Fund code	Fund Status
BE	SLI60060	SWO
NL	SLI60061	SWO
LL	SLI60062	SWO

FIXED INCOME ALLOCATION %

Canadian provincial bonds	29.43
Canadian investment grade bonds	26.97
Canadian Corporate Bonds	15.19
Canadian government bonds	6.42
Canadian Mortgage-backed Securities	4.36
U.S. investment grade bonds	3.84
U.S. Corporate Bonds	3.82
Canadian agency bonds	1.84
U.S. federal bonds	1.48
Preferred stocks	1.48

UNDERLYING FUND HOLDINGS %

Franklin ClearBridge Canadian Equity Fund	20.90
Franklin Bissett Canadian Government Bond Fund	15.62
Franklin ClearBridge Canada Plus Equity Fund	15.11
Franklin Canadian Monthly Income and Growth Fund	12.33
Franklin ClearBridge Canadian Small Cap Fund	5.84
Franklin Canadian Corporate Bond Fund	5.54
Franklin Canadian Bond Fund	5.21
Franklin Canadian Core Plus Bond Fund	4.52
Franklin U.S. Rising Dividends Fund	3.79
Franklin U.S. Opportunities Fund	3.78

Source for all data: Transmission Media, as at February 28, 2026. ±For illustration purposes only. * Open to switches-in only ¹ Estimated MER for the current year. ** Additional fees apply to the IncomePlus and EstatePlus guarantee options and are paid annually out of the Contract. These fees are not reflected in the performance.

Any amount that is allocated to a segregated fund is invested at the risk of the contractholder and may increase or decrease in value. Returns shown are after the MER has been deducted. Performance histories are not indicative of future performance. The Growth of \$10,000 chart shown is used only to illustrate the effects of the compound growth rate and is not intended to reflect future values of the segregated fund. For information on guarantees, fees and expenses that may apply to segregated funds, please read the Information Folder, Contract and Fund Facts of the segregated funds. The Manufacturers Life Insurance Company (Manulife) is the issuer of Manulife segregated fund contracts and the guarantor of any guarantee provisions therein. Manulife Investment Management is a trade name of Manulife. Manulife, Stylized M Design, and Manulife Investment Management & Design are trademarks of The Manufacturers Life Insurance Company and are used by it, and its affiliates under license.