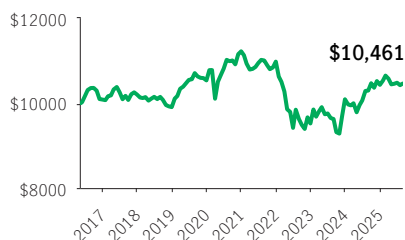


## Ideal Core Plus Bond Fund

MANULIFE IDEAL SIGNATURE SELECT

Ideal 75/100 Series - Performance as at August 31, 2025 · Holdings as at June 30, 2025

### GROWTH OF \$10,000 \*



### OVERVIEW

**Inception Date:** May 17, 2016

**Asset Class:** Canadian Fixed Income

**Net Assets:** \$3.6 million

**Risk:** Low



**Fund Status:** SWO \*

**Management Fee:** 2.05%

**Management Expense Ratio<sup>1</sup>:** 2.45%

**Insurance Fee:** 0.15%

### AWARDS



### UNDERLYING FUND INFORMATION

**Name:** Manulife Core Plus Bond Fund

**Underlying Fund Manager:**

Manulife Investment Management Limited

**Portfolio Managers:** Roshan Thiru, Richard

Kos, Sivan Nair, Altaf Nanji

### FUND CODES

Sales option	Fund code	Fund Status
BE	SLI60155	SWO
NL	SLI60156	SWO
LL	SLI60157	SWO

### INVESTMENT OBJECTIVE

The Fund seeks to generate income with an emphasis on capital preservation. The Fund invests primarily in a diversified portfolio of Canadian fixed income securities. The Fund may also invest in fixed income securities of other countries.

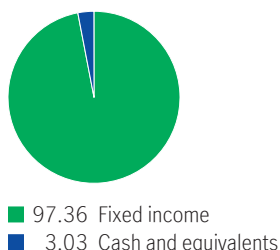
### CALENDAR RETURNS \*\* %

2016	2017	2018	2019	2020	2021	2022	2023	2024
—	1.18	-2.92	6.35	6.50	-2.16	-13.26	5.98	3.37

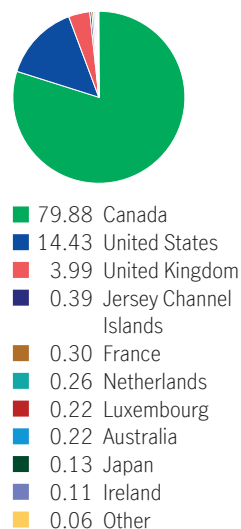
### COMPOUND RETURNS \*\* %

1 mth	3 mths	6 mths	YTD	1 yr	3 yrs	5 yrs	10 yrs	Incept.
0.36	0.05	-1.76	0.29	1.60	2.81	-0.98	—	0.49

### ASSET ALLOCATION %



### GEOGRAPHIC ALLOCATION %



### FIXED INCOME ALLOCATION %

Canadian government bonds	20.00
Floating rate bank loans	18.99
Canadian provincial bonds	15.92
Canadian Corporate Bonds	14.27
Canadian investment grade bonds	4.96
U.S. government bonds	3.43
U.S. Corporate Bonds	3.43
Canadian high yield bonds	3.38
International government bonds	3.21
Canadian municipal bonds	2.21

### TOP 10 HOLDINGS %

Gov. of Canada, 4%, 6/1/2041	4.69
Gov. of Canada, 2.75%, 6/1/2033	2.76
Gov. of Canada, 3.25%, 12/1/2034	2.56
Province of Ontario, 4.7%, 6/2/2037	2.52
Gov. of Canada, 3.5%, 9/1/2029	2.50
United States Treasury Note, 4%, 5/31/2030	2.09
HM Treasury, 0.5%, 1/31/2029	1.79
Gov. of Canada, 5%, 6/1/2037	1.47
Gov. of Canada, 2.75%, 12/1/2055	1.41
Enbridge Inc. (FRN), 8.25%, 1/15/2084	1.16

Source for all data: Transmission Media, as at August 31, 2025. \* For illustration purposes only. \* Open to switches-in only. <sup>1</sup> Estimated MER for the current year. \*\* Additional fees apply to the IncomePlus and EstatePlus guarantee options and are paid annually out of the Contract. These fees are not reflected in the performance.

Any amount that is allocated to a segregated fund is invested at the risk of the contractholder and may increase or decrease in value. Returns shown are after the MER has been deducted. Performance histories are not indicative of future performance. The Growth of \$10,000 chart shown is used only to illustrate the effects of the compound growth rate and is not intended to reflect future values of the segregated fund. For information on guarantees, fees and expenses that may apply to segregated funds, please read the Information Folder, Contract and Fund Facts of the segregated funds. The FundGrade A+® rating is used with permission from Fundata Canada Inc., all rights reserved. Fundata is a leading provider of market and investment funds data to the Canadian financial services industry and business media. The Fund-Grade A+® rating identifies funds that have consistently demonstrated the best risk-adjusted returns throughout an entire calendar year. For more information on the rating system, please visit [www.Fundata.com/ProductsServices/FundGrade.aspx](http://www.Fundata.com/ProductsServices/FundGrade.aspx). The Manufacturers Life Insurance Company (Manulife) is the issuer of Manulife segregated fund contracts and the guarantor of any guarantee provisions therein. Manulife Investment Management is a trade name of Manulife. Manulife, Stylized M Design, and Manulife Investment Management & Design are trademarks of The Manufacturers Life Insurance Company and are used by it, and its affiliates under license.