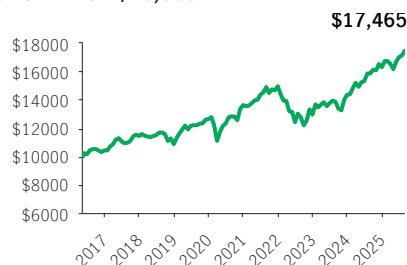


Ideal Dividend Growth & Income Portfolio

MANULIFE IDEAL SIGNATURE SELECT

Ideal 100/100 Series (F-Class) · Performance as at August 31, 2025 · Holdings as at June 30, 2025

GROWTH OF \$10,000 *



OVERVIEW

Inception Date: May 17, 2016

Asset Class: Global Equity Balanced

Net Assets: \$160.7 million

Risk: Low to Medium



Fund Status: SWO *

Management Fee: 1.25%

Management Expense Ratio¹: 2.58%

Insurance Fee: 1.00%

Fund Manager: Manulife

Portfolio Managers: Conrad Dabiet,

Jonathan Popper, Prakash Chaudhari, Chris

Hensen

FUND CODES

Sales option	Fund code	Fund Status
F-Class	SLI65039	SWO

INVESTMENT OBJECTIVE

The investment objective is to achieve long-term capital growth. The portfolio invests in a diversified mix of funds with a focus on dividend growth and monthly income funds.

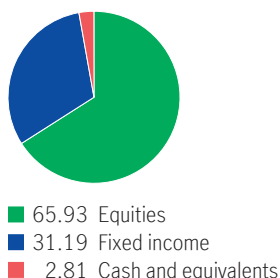
CALENDAR RETURNS ** %

2016	2017	2018	2019	2020	2021	2022	2023	2024
—	9.70	-5.03	16.37	7.76	9.74	-13.41	10.81	13.65

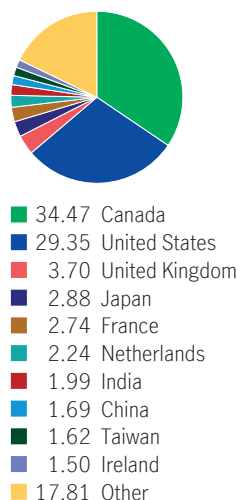
COMPOUND RETURNS ** %

1 mth	3 mths	6 mths	YTD	1 yr	3 yrs	5 yrs	10 yrs	Incept.
1.91	4.62	4.39	7.10	10.17	11.06	6.36	—	6.19

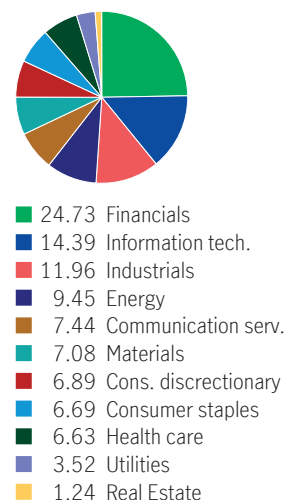
ASSET ALLOCATION %



GEOGRAPHIC ALLOCATION %



SECTOR ALLOCATION %



FIXED INCOME ALLOCATION %

International Corporate Bonds	15.85
U.S. high yield bonds	9.65
Floating rate bank loans	8.64
Canadian Corporate Bonds	8.20
U.S. Corporate Bonds	6.88
Canadian government bonds	6.32
Canadian provincial bonds	6.02
International government bonds	5.48
International investment grade bonds	5.47
Canadian investment grade bonds	4.67

UNDERLYING FUND HOLDINGS %

Manulife Global Dividend Fund	9.96
Manulife Strategic Income Fund	8.22
MIM Emerging Markets Corporate Debt Pooled Fund	7.82
Manulife World Investment Fund	6.51
Manulife U.S. All Cap Equity Fund	5.98
Manulife Multifactor Canadian Large Cap	5.50
Manulife Smart International Dividend ETF	5.50
Manulife Fundamental Dividend Fund	5.44
Manulife Smart Dividend ETF	5.26
Manulife Global Franchise Fund	4.97

Source for all data: Transmission Media, as at August 31, 2025. ±For illustration purposes only. * Open to switches-in only ¹ Estimated MER for the current year. ** Additional fees apply to the IncomePlus and EstatePlus guarantee options and are paid annually out of the Contract. These fees are not reflected in the performance.

Any amount that is allocated to a segregated fund is invested at the risk of the contractholder and may increase or decrease in value. Returns shown are after the MER has been deducted. Performance histories are not indicative of future performance. The Growth of \$10,000 chart shown is used only to illustrate the effects of the compound growth rate and is not intended to reflect future values of the segregated fund. For information on guarantees, fees and expenses that may apply to segregated funds, please read the Information Folder, Contract and Fund Facts of the segregated funds. The Manufacturers Life Insurance Company (Manulife) is the issuer of Manulife segregated fund contracts and the guarantor of any guarantee provisions therein. Manulife Investment Management is a trade name of Manulife. Manulife, Stylized M Design, and Manulife Investment Management & Design are trademarks of The Manufacturers Life Insurance Company and are used by it, and its affiliates under license.