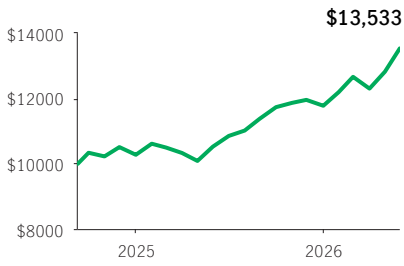


Manulife Smart Global Dividend ETF Private Segregated Portfolio

MPIP SEGREGATED POOLS

MPIP 75/75 Front-end, No-load with CB · Performance as at May 31, 2026 · Holdings as at March 31, 2026

GROWTH OF \$10,000 ±



INVESTMENT OBJECTIVE

The Fund seeks to provide a steady flow of income and long-term capital appreciation by investing primarily in underlying exchange traded funds managed by Manulife Investment Management Limited that provide exposure to a diversified portfolio of global dividend paying securities.

CALENDAR RETURNS ** %

2017	2018	2019	2020	2021	2022	2023	2024	2025
—	—	—	—	—	—	—	—	14.61

COMPOUND RETURNS ** %

1 mth	3 mths	6 mths	YTD	1 yr	3 yrs	5 yrs	10 yrs	Incept.
5.57	6.88	13.18	14.91	28.58	—	—	—	19.38

OVERVIEW

Inception Date: September 9, 2024

Asset Class: Global Equity

Net Assets: \$51.6 million

Risk: Medium



Fund Status: Open *

Management Fee: 2.05%

Management Expense Ratio¹: 2.28%

UNDERLYING FUND INFORMATION

Name: Manulife Smart Global Dividend ETF

Underlying Fund Manager:

Manulife Investment Management Limited

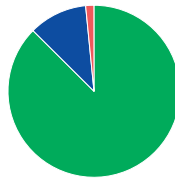
Portfolio Management Team: Manulife

Systematic Equity Beta Team(part of the Multi-Asset Solutions Team)

FUND CODES

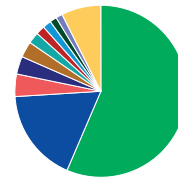
Sales option	Fund code	Fund Status
FE	MPS4465	Open
NLCB4	MPS4466	SWO
NLCB2	MPS4467	Open

ASSET ALLOCATION %



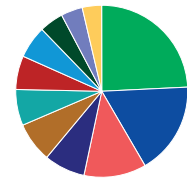
- 94.10 Equities
- 11.84 Cash and equivalents
- 1.66 Fixed income

GEOGRAPHIC ALLOCATION %



- 56.44 United States
- 17.58 Canada
- 4.22 Japan
- 3.33 United Kingdom
- 3.01 France
- 2.15 Italy
- 1.68 Hong Kong
- 1.60 Switzerland
- 1.30 Spain
- 1.25 Australia
- 7.44 Other

SECTOR ALLOCATION %



- 24.24 Information tech.
- 17.37 Financials
- 11.72 Industrials
- 7.71 Energy
- 7.52 Health care
- 6.78 Cons. discretionary
- 6.34 Communication serv.
- 6.09 Consumer staples
- 4.52 Utilities
- 4.05 Real Estate
- 3.65 Materials

UNDERLYING FUND HOLDINGS %

Manulife Smart U.S. Dividend ETF	62.65
Manulife Smart International Dividend ETF	26.05
Manulife Smart Dividend ETF	6.18
Manulife Smart Short-Term Bond ETF	1.68

TOP 10 SECURITIES OF LARGEST FUND HOLDING %

NVIDIA Corp.	4.08
Verizon Communications Inc.	3.86
Exxon Mobil Corp.	3.58
Cisco Systems Inc.	3.36
Broadcom Inc.	3.21
Pfizer Inc.	3.18
Lam Research Corp. Com New	3.15
United Parcel Service Inc. Cl B	3.09
NetApp Inc.	2.96
American Financial Group Inc.	2.89

Source for all data: Transmission Media, as at May 31, 2026. ±For illustration purposes only. * Open ¹ Estimated MER for the current year. ** Additional fees apply to the IncomePlus and EstatePlus guarantee options and are paid annually out of the Contract. These fees are not reflected in the performance.

Any amount that is allocated to a segregated fund is invested at the risk of the contractholder and may increase or decrease in value. Returns shown are after the MER has been deducted. Performance histories are not indicative of future performance. The Growth of \$10,000 chart shown is used only to illustrate the effects of the compound growth rate and is not intended to reflect future values of the segregated fund. For information on guarantees, fees and expenses that may apply to segregated funds, please read the Information Folder, Contract and Fund Facts of the segregated funds. The Manufacturers Life Insurance Company (Manulife) is the issuer of Manulife segregated fund contracts and the guarantor of any guarantee provisions therein. Manulife Investment Management is a trade name of Manulife. Manulife, Stylized M Design, and Manulife Investment Management & Design are trademarks of The Manufacturers Life Insurance Company and are used by it, and its affiliates under license.