

**Manulife Bond Seg RESP**

**MANULIFE SEGREGATED FUND RESP**

(Front-end, Back-end, Low-load, No-load with CB) · Performance as at May 31, 2026 · Holdings as at April 30, 2026

**GROWTH OF \$10,000 ±**




**OVERVIEW**

**Inception Date:** May 14, 2018

**Asset Class:** Canadian Fixed Income

**Net Assets:** \$70.9 million

**Risk:** Low



**Fund Status:** Open \*

**Management Fee:** 1.62%

**Management Expense Ratio<sup>1</sup>:** 2.10%

**UNDERLYING FUND INFORMATION**

**Name:** Manulife Bond Fund

**Underlying Fund Manager:**

Manulife Investment Management Limited

**Portfolio Management Team:** Manulife

Canadian Fixed Income Team

**FUND CODES**

Sales option	Fund code	Fund Status
FE	MSE3261	Open
BE	MSE3361	SWO
LL	MSE3961	SWO
NLCB2	MSE3861	Open

**INVESTMENT OBJECTIVE**

The Fund seeks to earn the highest level of income consistent with the preservation of capital with some capital appreciation by investing primarily in bonds and debentures of various terms issued or guaranteed by Canadian federal, provincial or municipal governments or corporations.

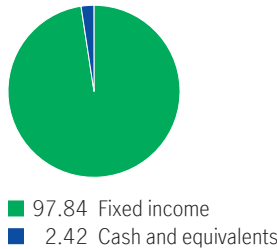
**CALENDAR RETURNS \*\* %**

2017	2018	2019	2020	2021	2022	2023	2024	2025
—	—	5.40	7.55	-3.98	-12.51	5.32	3.43	1.49

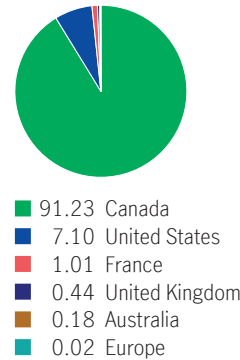
**COMPOUND RETURNS \*\* %**

1 mth	3 mths	6 mths	YTD	1 yr	3 yrs	5 yrs	10 yrs	Incept.
1.31	-0.85	-0.28	1.07	1.95	3.13	-0.26	—	0.91

**ASSET ALLOCATION %**



**GEOGRAPHIC ALLOCATION %**



**FIXED INCOME ALLOCATION %**

Canadian provincial bonds	27.81
Canadian Corporate Bonds	20.76
Floating rate bank loans	20.46
Canadian investment grade bonds	10.93
Canadian government bonds	6.00
U.S. Corporate Bonds	3.65
Canadian municipal bonds	2.20
Canadian Asset-backed Securities	1.62
Canadian agency bonds	1.56
Canadian Mortgage-backed Securities	1.42

**TOP 10 HOLDINGS %**

Province of Ontario, 3.65%, 6/2/2033	2.27
Gov. of Canada, 3.5%, 12/1/2057	2.02
Province of Quebec, 3.6%, 9/1/2033	1.65
Province of Ontario, 4.45%, 12/2/2056	1.44
UNITED STATES TREASURY N 3.875% 31MAR31	1.13
Province of Ontario, 4.15%, 6/2/2034	1.09
Province of Ontario, 2.9%, 12/2/2046	1.05
Province of Alberta, 3.05%, 12/1/2048	1.02
Toronto-Dominion Bank (FRN), 3.84%, 5/29/2031	1.00
Bank of Montreal, 4.42%, 7/17/2029	0.96

Source for all data: Transmission Media, as at May 31, 2026. ±For illustration purposes only. \* Open <sup>1</sup> Estimated MER for the current year. \*\* Additional fees apply to the IncomePlus and EstatePlus guarantee options and are paid annually out of the Contract. These fees are not reflected in the performance.

Any amount that is allocated to a segregated fund is invested at the risk of the contractholder and may increase or decrease in value. Returns shown are after the MER has been deducted. Performance histories are not indicative of future performance. The Growth of \$10,000 chart shown is used only to illustrate the effects of the compound growth rate and is not intended to reflect future values of the segregated fund. For information on guarantees, fees and expenses that may apply to segregated funds, please read the Information Folder, Contract and Fund Facts of the segregated funds. The Manufacturers Life Insurance Company (Manulife) is the issuer of Manulife segregated fund contracts and the guarantor of any guarantee provisions therein. Manulife Investment Management is a trade name of Manulife. Manulife, Stylized M Design, and Manulife Investment Management & Design are trademarks of The Manufacturers Life Insurance Company and are used by it, and its affiliates under license.