

Growth Balanced Index Account

INDEX ACCOUNTS

UL100 (on or after September 18, 1994) - as of August 31, 2025

Account Details

Inception date: February 2, 1999

Asset class: Canadian Balanced

Index Details

Benchmark name: Growth Balanced Price Return Index (CAD)

About the Index:

ABOUT THE FTSE CANADA UNIVERSE BOND INDEX The FTSE Canada Universe Bond Index tracks the bond price of all investment grade (BBB or better) government and corporate bonds in Canada.

ABOUT THE S&P/TSX 60 INDEX The S&P/TSX 60 index tracks the common share price of 60 leading companies in leading industries represented on the TSX 300. The companies selected represent important industry segments within Canada. The S&P/TSX 60 provides economic diversity over eleven market sectors that cover everything from Technology to Communication Services and Health Care.

Managed by: Manulife Investment Division - General Account

Top 5 Bond Holdings (%)

Government of Canada 91-Day Treasury Bills Rate	10.00
Gov. of Canada, 0.01%, 9/10/2025	0.56
Gov. of Canada Treasury Bill, 0.01%, 8/13/2025	0.28
Gov. of Canada, 2.75%, 5/1/2027	0.28
Gov. of Canada, 3.25%, 6/1/2035	0.27

Top 5 Equity Holdings (%)

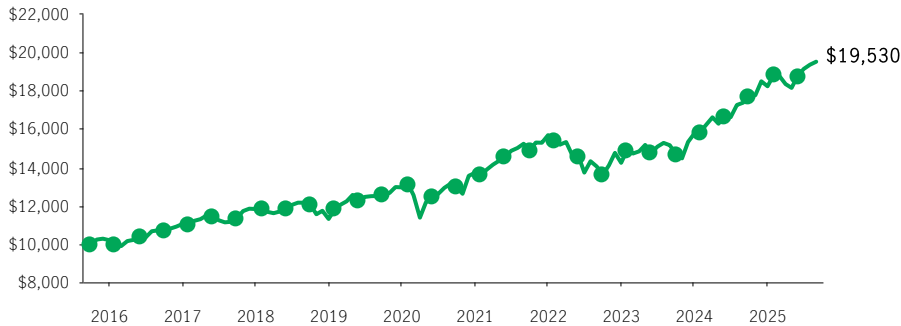
Royal Bank of Canada Com	2.50
Shopify Inc. Cl A Sub Vtg Shs	2.05
Toronto-Dominion Bank Com New	1.73
Enbridge Inc. Com	1.36
Brookfield Corporation Vtg Shs Cl A	1.32

How This Account Works

THIS ACCOUNT IS BASED ON A BLENDED PERFORMANCE OF GOVERNMENT OF CANADA 91-DAY TREASURY BILLS (10%), THE FTSE CANADA UNIVERSE BOND PRICE RETURN INDEX (20%), THE S&P/TSX 60 PRICE RETURN INDEX (40%) AND THE G5 INDEX FUND PRICE RETURN (30%). When you invest in this account, you do not acquire an interest in this underlying index or purchase any units or legal interest in any security.

Performance

Growth of \$10,000 over 10 years for Growth Balanced Price Return Index (CAD) ±



Compound Returns of Growth Balanced Index Account (%)

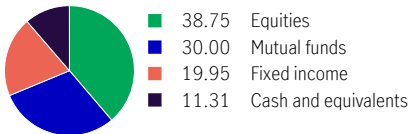
Product	1 mth	3 mth	6 mth	YTD	1 yr	3 yr	5 yr	10 yr	Inception
UL100 (Prior to Sept 18, 1994) (2.00%*)	2.31	5.09	4.88	7.62	12.20	10.11	6.56	5.21	3.70
UL100 (On or after Sept 18, 1994) (2.00%*)	2.31	5.09	4.88	7.62	12.20	10.11	6.56	5.21	3.70

Compound Returns of Growth Balanced Price Return Index (CAD) (%)

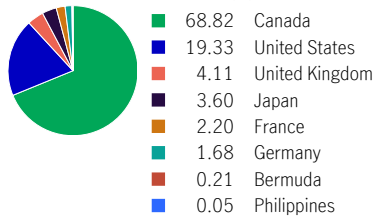
	1 mth	3 mth	6 mth	YTD	1 yr	3 yr	5 yr	10 yr	Inception
	0.81	3.90	3.97	7.03	12.31	11.59	8.22	6.67	—

Portfolio Allocation as of July 31, 2025

Asset Allocation (%)



Geographic Allocation (%)



For more information, please contact your advisor or visit **manulife.ca/ul**

± For illustration purposes only.

* Represents UL management fee.

The rate of return credited to your account will be one business day later than the return of the underlying index.

Source for all data: Transmission Media, as at August 31, 2025. Performance histories are not indicative of future performance.

Returns shown are after the MER/UL fee has been deducted. The Growth of \$10,000 chart shown is used only to illustrate the effects of the compound growth rate and is not intended to reflect future values. The performance of the Growth Balanced Total Return Index (CAD) does not mean that the Growth Balanced Index Account (ul100) will provide the same returns. The Manufacturers Life Insurance Company is the issuer of all Manulife universal life contracts and the guarantor of any guarantee provisions therein. The index is unmanaged and cannot be purchased directly by investors. Manulife, Manulife & Stylized M Design, and Stylized M Design are trademarks of The Manufacturers Life Insurance Company and are used by it, and by its affiliates under license. The information in this document is subject to change without notice.