

# CI Signature Income & Growth Account

MANAGED ACCOUNTS

Investment Accelerator (on or after March 17, 2012) · as of February 28, 2026

## Account Details

**Inception date:** September 23, 2011  
**Asset class:** Balanced Funds

## Designated Fund Details

**Fund name:** CI Canadian Income & Growth Fund  
**Objective:** The fund seeks to provide a steady flow of current income while preserving capital by investing in a diversified portfolio of securities composed mainly of equity, equity-related and fixed income securities of Canadian issuers. The fund may also invest in foreign securities. The fundamental investment objective of the fund cannot be changed without obtaining unitholder approval.

**Inception date:** November 13, 2000

**AUM** \$3.73 billion

**MER (audited):** 2.47%

**Number of Positions:** 1934

**Number of Bond Positions:** 1759

**Number of Equity Positions:** 148

**Managed by:** Signature Global Advisors

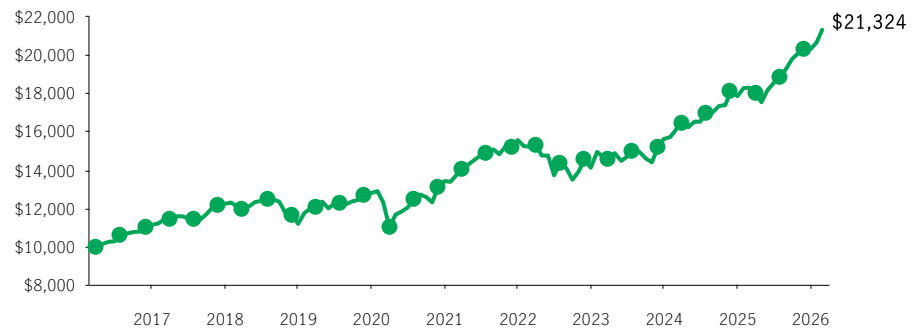
**Sub-advisor:** CI Investments Inc

## How This Account Works

THIS ACCOUNT IS LINKED TO THE PERFORMANCE OF THE CI SIGNATURE INCOME & GROWTH FUND. When you invest in this account, you do not acquire an interest in this designated fund or purchase any units or legal interest in any security.

## Performance

### Growth of \$10,000 over 10 years for CI Canadian Income & Growth Fund ±



### Compound Returns of CI Signature Income & Growth Account (%)

Product	1 mth	3 mth	6 mth	YTD	1 yr	3 yr	5 yr	10 yr	Inception
InnoVision Investment Accelerator (0.00%*)	3.23	4.93	10.77	4.98	16.53	13.19	9.26	7.98	7.62
InnoVision Valued Client (2.00%*)	3.07	4.42	9.68	4.64	14.21	10.94	7.08	5.83	5.48

### Compound Returns of CI Canadian Income & Growth Fund (%)

	1 mth	3 mth	6 mth	YTD	1 yr	3 yr	5 yr	10 yr	Inception
	3.23	4.93	10.77	4.98	16.53	13.19	9.24	7.96	6.87

## Top 5 Bond Holdings (%)

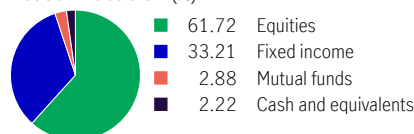
United States Treasury Bill, 4/16/2026	0.48
TREASURY BILL 0% 03/03/2026	0.47
APLD COMPUTECO LLC 9.25% 12/15/2030	0.35
Canada Housing Trust No.1, 2.9%, 12/15/2029	0.34
Energy Transfer L.P., 6.75%, 2/15/2056	0.26

## Top 5 Equity Holdings (%)

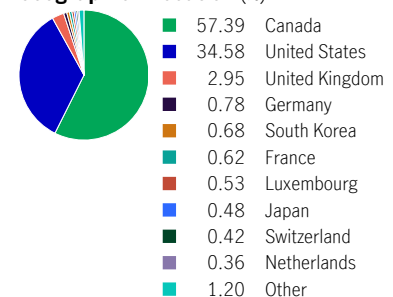
Manulife Financial Corporation Com	2.65
Wheaton Precious Metals Corp. Com	2.49
Agnico-Eagle Mines Ltd. Com	2.00
Shopify Inc. CI A Sub Vtg Shs	1.85
Fairfax Financial Holdings Ltd. Sub Vtg	1.83

## Portfolio Allocation as of January 31, 2026

### Asset Allocation (%)



### Geographic Allocation (%)



For more information, please contact your advisor or visit [manulife.ca/ul](https://manulife.ca/ul)

± For illustration purposes only.

\* Represents UL management fee.

The return credited to your account on business days will be the daily change in the unit value of this Mutual Fund, deferred by one business day.

Source for all data: Transmission Media, as at February 28, 2026. Performance histories are not indicative of future performance.

Returns shown are after the MER/UL fee has been deducted. The Growth of \$10,000 chart shown is used only to illustrate the effects of the compound growth rate and is not intended to reflect future values. The performance of the CI Canadian Income & Growth Fund does not mean that the CI Signature Income & Growth Account (innovision) will provide the same returns. The Manufacturers Life Insurance Company is the issuer of all Manulife universal life contracts and the guarantor of any guarantee provisions therein. The index is unmanaged and cannot be purchased directly by investors. Manulife, Manulife & Stylized M Design, and Stylized M Design are trademarks of The Manufacturers Life Insurance Company and are used by it, and by its affiliates under license. The information in this document is subject to change without notice. For the designated fund, commissions, trailing commissions, management fees and expenses all may be associated with mutual fund investments. The indicated rates of return are the historical annual compounded total returns including changes in unit value and reinvestment of all distributions and do not take into account sales, redemption, distribution or optional charges or income taxes payable by any securityholder that would have reduced returns. Please read the fund facts as well as the prospectus before investing. Mutual funds are not guaranteed, their values change frequently and past performance may not be repeated.